

MAKING YOUR DECISIONS
PERFECTLY CLEAR.

YOU'VE GOT QUESTIONS. ANDERSEN ANSWERS.

Whether you're replacing old windows, remodeling your home or building a new house, you have lots of questions about the best way to solve your problems and fulfill your dreams. Andersen has the answers. But don't take our word for it. Instead, take it from the millions of people just like you who have gone through the same process you're going through now. For over 100 years, homeowners have turned to Andersen for answers, and in the process they've made Andersen the most enjoyed windows and doors in America. When you choose Andersen, you're not only getting superior products that perform, you're getting ultimate peace of mind. So take a closer look at Andersen® windows and doors in the pages ahead, and take comfort in your decision to choose Andersen. It's one choice that's perfectly clear.

What makes Andersen®
windows & doors perform?

Page 4



Are you
replacing,
remodeling
or building?

Page 6



REPLACE




REMODEL



BUILD

How do windows &
doors influence style? Page 8





6

What are the six simple selection steps?
Page 14



What are the different Andersen® window & door choices?
Page 30





WHAT MAKES ANDERSEN® WINDOWS & DOORS PERFORM?

From energy efficiency and durability to low maintenance, Andersen designs and builds windows and patio doors that are among the best-performing products in the industry. It's been that way for more than a hundred years, and Andersen is committed to constant innovation as well as rigorous testing of performance and quality to make sure we continue setting the highest possible bar for performance. That's why peace of mind comes standard on all Andersen® windows and patio doors.

ENERGY EFFICIENCY



We take saving energy seriously.

Saving energy is important to us. That goes for the energy efficiency of the windows and doors we make and also for our manufacturing processes that produce them.

The easy way to compare energy efficiency.

If you'd like a quick, accurate way to compare the energy efficiency of windows and doors, just look for the National Fenestration Rating Council (NFRC) information. For details see page 18.

Energy-saving glass for any climate.

Andersen has the glass you need to get the performance you want, including a variety of Low-E glass options to help you control heating and cooling costs in any climate, including SmartSun™ glass that filters out 95% of harmful UV rays.



Take comfort in superior weather resistance.

Andersen patio doors feature unique locking systems that pull the door panel snugly tight. The result is an enhanced weather seal, plus improved security.

Our weather-resistant construction seals out drafts, wind and water so well, you can relax in comfort whatever the weather. We carefully select weatherstripping to suit each style of window and door to make sure you enjoy superior comfort and reliability.

DURABILITY

Tough, time-tested Perma-Shield® exteriors.

The exclusive Andersen® Perma-Shield® system gives our windows and doors a tough, protective shell that safeguards the wood inside. It repels water, resists dents* and stays beautiful for years.

RELIABILITY

OWNER2OWNER® LIMITED WARRANTY

Quality so solid, the warranty is transferable.

Many other window and door warranties end when a home is sold, but our coverage — 20 years on glass, 10 years on non-glass parts — transfers from each owner to the next. And, because it is not prorated, the coverage offers full benefits, year after year, owner after owner. So it can add real value when you decide to sell your home.



Built for years* to come.

Our products are built strong to last long. We use the right materials in the right places, including solid wood, fiberglass and our own Fibrex® composite material. These give our windows and doors superior strength, stability and long-term beauty.



Never needs painting.

The Perma-Shield exteriors on Andersen windows and doors won't peel, blister, flake or corrode,* so they are virtually maintenance free. They come in seven popular colors: White, Canvas, Sandtone, Terratone, Forest Green, Dark Bronze and Black.



We offer options for the harshest weather environments.

400 Series windows with Stormwatch® protection meet building code requirements in coastal areas.† Products with Stormwatch protection are energy efficient, resist the effects of salt water* and stand up to hurricane-force winds and wind-borne debris.†† For details visit: andersenwindows.com/coastal.

*Visit andersenwindows.com/warranty for details.

†See your local code official for building code requirements in your area. ††AAMA/WDMA/CSA 101/1.S.2/A440-08 PG 70.

ARE YOU REPLACING, REMODELING OR BUILDING?



Some aspects of window and door selection are common across all types of projects.

You want windows and patio doors that are energy efficient, have high-quality materials, allow multiple design choices and display long-term beauty and durability. But there are other considerations you should take into account based on the specific type of project you're doing — replacing, remodeling or building. Whatever the nature of your project, remember: When you work with Andersen, you're getting the widest array of options to help you solve your problems and achieve the windows and doors of your dreams.



REPLACE

Andersen has a large selection of windows and patio doors that are ideal for replacement projects, including insert windows that are made specifically for replacement. All of our replacement solutions, like our replacement casement window and tilt-wash double-hung insert window, are available in custom sizes for a precise fit. You'll enjoy instant comfort with virtually no maintenance, plus energy savings and long-lasting beauty.



REMODEL

Deciding to remodel the home you've been living in gives you a great opportunity to make it your own and capture your unique vision. The windows and patio doors you choose can play dramatic roles. Create a new view. Add stunning light. Transform your home's exterior appeal. Enhance your interior décor. And, of course, greatly improve your home's energy efficiency. Andersen gives you an array of choices to capture your vision, from colors to distinctive hardware and more.



BUILD

Building a new home is your chance to do it your way, and make it last. It's one of the largest investments you'll ever make, and the quality of the windows and patio doors you choose will greatly impact the quality and energy efficiency of your home. For homeowners wanting beauty, performance and value, Andersen offers the best of all possible worlds. Choose your interiors, exteriors, styles and accessories from the impressive array Andersen offers. Then sit back and enjoy for years* to come.



HOW DO WINDOWS & DOORS INFLUENCE STYLE?



ARTS & CRAFTS

The Arts & Crafts, or Craftsman, home style is marked by a sense of the familiar, the handmade, the “craftsmanship” of design. Attributes of this style include:

- Large glass and single glass openings
- Grilles in the upper sash of the double-hung windows
- Art glass for that distinctive design touch
- 4 ½"-wide flat window trim with sill nose
- Windows and siding are similar in tone; window trim is usually a warm, contrasting color



COLONIAL

Colonial today refers to a host of highly popular styles and blended designs. In fact, many homeowners are remodeling other styles of homes, like Ranch, to look more Colonial. Attributes of this style include:

- Dormers and divided light double-hung windows
- Clapboard siding and shutters
- Fan light over entry door
- 3 ½"- or 4 ½"-wide flat window trim, often with a decorative cornice
- White or light gray windows with stark, contrasting window trim



COTTAGE FARMHOUSE

As a traditional style, Cottage Farmhouse beckons you back to the casual, simple, relaxed and delightful homestead of an earlier time. Attributes of this style include:

- Grilles add a design touch to double-hung windows
- Double-hung windows are tall and narrow with a simple grille pattern
- 4 ½"-wide flat window trim, frequently with a decorative drip cap
- The most popular window and window trim colors are white and forest green, used in any combination



YOUR HOME IS FAR MORE THAN A DWELLING.


It's a design statement that speaks volumes about you. Andersen has perfected the art of creating products that are aesthetically ideal no matter what your style. Our windows, doors and exterior trim work in harmony, not only with each other, but also with your home's architecture. The end result is an enduring investment — timeless beauty and lasting* quality at an exceptional value.



MODERN

The Modern style incorporates clean lines, simple forms and open floor plans. Attributes of this style include:

- Expanses of glass heighten the interior and expand space and light
- Casements and awnings are widely used window types in Modern homes
- 2"-wide brick mould window trim used to minimally highlight the windows or to create a shadow line



RANCH

Blending styles is becoming more and more popular, and Ranch homeowners are remodeling interiors to be more contemporary and exteriors to be more traditional. Attributes of this style include:

- Ribbon or large plate-glass windows are common
- Divided light windows enhance both curb appeal and interior aesthetics
- Double-hung, casement and awning windows are used alone and in combinations
- Window trim is either 3 ½"-wide flat or 2"-wide brick mould and typically coordinates with other features such as roofing or masonry



YOUR HOME STYLE

It can be hard to put your finger on the exact style you'd like for your home. To help, Andersen has done extensive research into many architectural styles and how windows and doors play a critical role in achieving them.

We've compiled it all into our Home Style Library so you can browse and find the perfect style for your home. And don't worry, you don't have to be an architect to use it— you just have to know what you like.

Explore our Home Style Library at andersenwindows.com/stylelibrary



HOW WILL **YOU DESIGN** WITH WINDOWS & DOORS?

Are you matching an existing look? Creating a new look? Seeking architectural authenticity? Through colors, materials, shapes, trim, accessories and more, Andersen gives you the critical tools to achieve your look, style and unique vision.

CREATE A NEW LOOK



When designing a new home, you use floor plans, but it's also a good idea to use wall plans.



REPLACING

When choosing replacement products, look at the materials used to make them. Andersen® replacement windows and doors have rich wood interiors that add value to your home. So you're not just replacing, you're upgrading.



When you have a look and style you want to emulate, you can accomplish it with Andersen through our array of choices.

Window location can make a dramatic difference. Position a large window to celebrate your home's surroundings. Or configure your windows or doors to accentuate the light or warm the room.





BLUR THE LINE

Walls of glass bring you in harmony with your surroundings. When the distinction between outside and inside fades, outdoor spaces start to feel like rooms.

HOW CAN YOU ACHIEVE YOUR LOOK, STYLE & VISION?

Window and door projects are seldom just “window and door projects.” Think about windows and patio doors as having a powerful impact on your home’s light, view and outdoor living.



REMODELING

Consider the sight lines when you install windows. Depending on your room arrangement, you should be able to see out the window from both seated and standing positions.



Use window sequences to paint shapes with light. Achieve just the right look with repeating patterns or isolated statements that bring rhythm to a home.



Sunlight is an essential architectural tool. Design with careful window choice and placement, and you can transform an interior as the sun moves through the day.



1

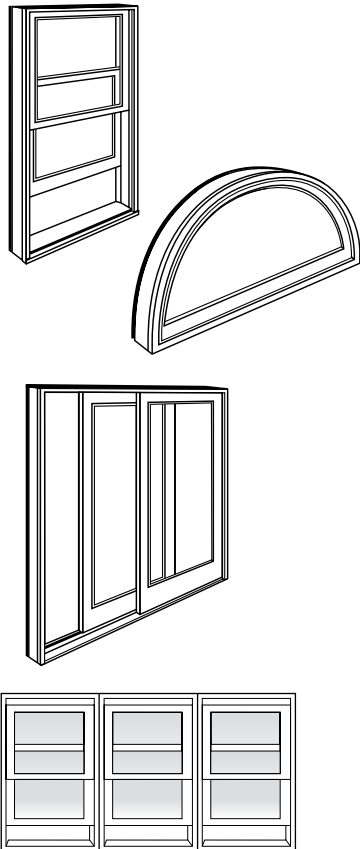
2

3

SELECT YOUR WINDOW & DOOR TYPES

Choose the types of windows and doors that best fit your needs.

Pages 16–17



CHOOSE YOUR GLASS

Choose the right glass to maximize performance.

Pages 18–19



CHOOSE YOUR EXTERIOR & INTERIOR OPTIONS


Choose from seven exterior colors, four interior finish options, plus three exterior trim styles in 11 colors.

Pages 20–21



Red Rock trim with Sandtone window

EXTERIOR COLORS





4

ADD STYLE WITH GRILLES

Customize the look of your windows and doors with Andersen® grilles.

Pages 22–23



WHAT ARE THE SIX SIMPLE SELECTION STEPS?

When you break down the window and patio door selection process, it's really not that complicated. It involves a few basic steps: Start by picking the types of windows and doors you want. Then choose glass, your exterior and interior options. And, finally, enhance your selections with grilles, hardware and accessories. Andersen makes the selection process easy and the final product exquisite.



Look for this triangle throughout the catalog. It indicates that the product is available in custom sizes.

5

CHOOSE YOUR HARDWARE

Customize your windows and doors with a wide array of hardware choices.

Pages 24–27



6

ENHANCE WITH ACCESSORIES

Multiple options give your windows and doors a truly signature look.


Pages 28–29



1

SELECT YOUR WINDOW & DOOR TYPES

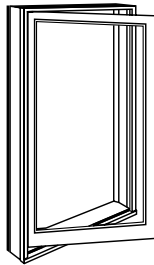
WINDOW TYPES



DOUBLE-HUNG

A double-hung window has two vertically sliding sash in a single frame. Double-hungs lift open while remaining flush with the wall, making them ideal around patios, decks and walkways.


See page 32.



CASEMENT

Casement windows are hinged windows that, with a turn of a crank, open outward to the right or to the left. Casements are common above kitchen sinks and give you flexibility to group in stunning combinations.


See page 34.



AWNING

Awning windows are hinged at the top and open outward. They catch breezes from the left or right and are often used above, below or alongside stationary windows.

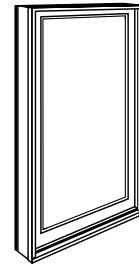
See page 34.



GLIDING

Gliding windows feature two sash, with at least one of the sash sliding horizontally past the other. They give you the advantages of double-hung windows with a more contemporary look.

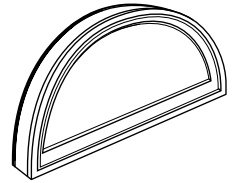
See page 34.



STATIONARY

Stationary windows, as the name states, are windows that don't open. Often referred to as picture windows, they're typically used in combination with venting windows.

See page 36.

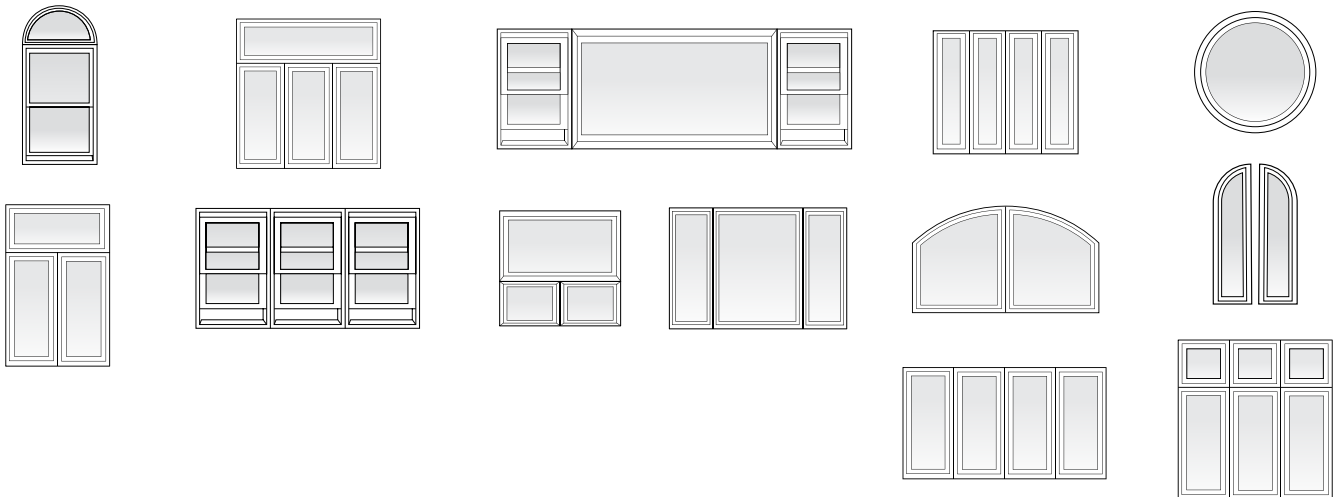


SPECIALTY

Specialty windows are stationary windows characterized by their special shapes, including curves and dramatic angles. They can make a signature statement in your home and provide a delicate lighting accent.

See page 36.

COMBINATIONS : Explore the many possibilities of putting shapes and sizes together.




To create your own design go to andersenwindows.com/design-tool



REPLACING

Replacement doesn't mean you have to put in the same type of window as your old one. For example, put a new, convenient casement window in place of your old and hard-to-operate double-hung. If you're changing window type, however, be sure to verify that the new window meets codes in your area.*


PATIO DOOR TYPES



BAY & BOW

Bay and bow windows are window combinations that project outward from a home. These dramatic combinations can add space, volume and light to a room and add more personality to any home.


See page 36.



GLIDING

With at least one panel that glides smoothly past another door panel, you'll get more room where you need it — inside or out.


See page 38.



HINGED INSWING

To save room in smaller areas such as balconies, patios and decks, you'll love the space-enhancing benefits of inswing patio doors.

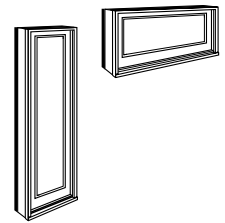
See page 40.



HINGED OUTSWING

With panels that swing outward, these doors give you more usable space inside your room.

See page 40.




SIDELIGHTS & TRANSOMS

Expand your hinged patio door with elegant combinations, including sidelights, transoms and stationary door panels.

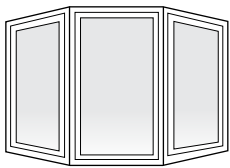
See page 40.

CONFIGURATIONS

COMBINATION



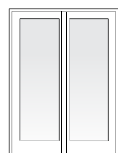
Bow



Bay



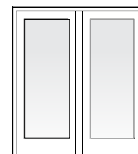
Four-Panel




Two-Panel




Single



Double



Triple

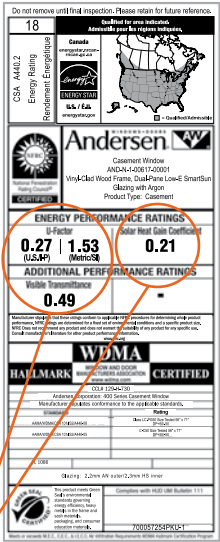


Transoms and Sidelights with Hinged Door

2

CHOOSE YOUR GLASS

Glass can affect energy efficiency more than any other part of a window or patio door — and not all glass performs the same. Some types of glass do a better job at insulating your home. Others provide greater clarity. You can even choose glass to filter out specific kinds of light. Andersen offers one of the industry’s widest arrays of glass options, so you’re sure to find the right choice for your climate and your home.



National Fenestration Rating Council (NFRC) Energy Performance Ratings

U-Factor indicates how well a product prevents heat from escaping. The lower the number the better.

Solar Heat Gain Coefficient measures how well a product blocks heat caused by sunlight. A lower number is typically better.

Visible Transmittance refers to how much visible light comes through a product. The higher the number the better.

NFRC ratings for Andersen® products are available at andersenwindows.com/nfrc





REPLACING, REMODELING OR BUILDING

No matter what type of project you're doing, choosing your glass is key. Andersen® high-performance Low-E4® SmartSun™ glass blocks unwanted solar heat while allowing light to stream through. The result is lower energy costs and protection for furniture, carpets and drapes by blocking out 95% of the damaging ultraviolet rays that can cause fading.

HIGH-PERFORMANCE GLASS



Low-E4® Glass

Outstanding thermal performance for climates where both heating and cooling costs are a concern. It is up to 56% more energy efficient than ordinary dual-pane glass.*



Low-E4 SmartSun™ Glass

It gives you the benefits of Low-E4® glass, plus it helps shield your home from the sun's heat and filters out 95% of harmful UV rays while letting sunlight shine through.



Low-E4 Sun Glass

It's tinted for maximum protection from the effects of intense sunlight while providing all the benefits of Low-E4® glass.

Additional glass options are available, visit andersenwindows.com/glass for details.

PERFORMANCE COMPARISON OF ANDERSEN® GLASS OPTIONS


GLASS	E N E R G Y		L I G H T	
	U- FACTOR How well a product prevents heat from escaping.	SOLAR HEAT GAIN COEFFICIENT How well a product blocks heat caused by sunlight.	VISIBLE LIGHT TRANSMITTANCE How much visible light comes through a product.	UV PROTECTION How well a product blocks ultraviolet rays.
SmartSun™ Thermal control similar to tinted glass, but with the visible light transmittance of clear glass.	★★★★☆	★★★★★	★★★☆☆	★★★★★
SmartSun with HeatLock® Coating Applied to the room-side surface, it reflects heat back into the home and improves U-Factors.	★★★★★	★★★★★	★★★☆☆	★★★★★
Low-E4®/Low-E Outstanding overall performance for climates where both heating and cooling costs are a concern.	★★★★☆	★★★★☆	★★★★☆	★★★★☆
Low-E4 with HeatLock® Coating Applied to the room-side surface, it reflects heat back into the home and improves U-Factors.	★★★★★	★★★★☆	★★★☆☆	★★★★☆
Sun Outstanding thermal control in southern climates where less solar heat gain is desired.	★★★★☆	★★★★★	★★☆☆☆	★★★★☆
PassiveSun® Ideal for northern, passive solar construction applications where solar heat gain is desired.	★★★★☆	★★☆☆☆	★★★★☆	★★★☆☆
Clear Dual-Pane High visibility with basic thermal performance.	★★★☆☆	★★☆☆☆	★★★★★	☆☆☆☆☆

Patterned Glass

Patterned glass lets in light while obscuring vision and adds a unique decorative touch to your home.



Cascade



Fern



Obscure



Reed

Center of glass performance only. Visit andersenwindows.com for ENERGY STAR® map and NFRC total unit performance data.

*Low-E4® glass in summer. Based on comparison of Andersen® 400 Series tilt-wash double-hung window SHGC to the SHGC for clear dual-pane glass non-metal frame default values from the 2006, 2009 and 2012 International Energy Conservation Code "Glazed Fenestration" Default Tables.

3

CHOOSE YOUR EXTERIOR & INTERIOR OPTIONS

CHOOSE YOUR EXTERIOR WINDOW OR DOOR COLOR



CHOOSE YOUR EXTERIOR TRIM OPTIONS

For more curb appeal, add optional Andersen® exterior trim. It's available in 11 colors, so you can match or complement your window or door colors to create a variety of looks. Made of Fibrex® material, our trim never needs painting, and it won't fade, flake, blister, chalk or peel no matter what the climate.** For select shapes, we offer curved trim made of highly durable factory-finished urethane material.



Watch videos and use our visualizer tool to create your own look at: andersenwindows.com/exteriortrim



Red Rock trim with Sandtone window


WINDOW AND DOOR COLORS*



TRIM COLORS



STYLES



HEAD TRIM OPTIONS






REPLACING, REMODELING OR BUILDING

All Andersen® windows and doors are available with a low-maintenance white interior. It not only saves you the time and the trouble of painting, it also creates a smoother, more uniform surface that you just can't achieve with a brush.

CHOOSE FROM FOUR INTERIOR OPTIONS

The interiors of all Andersen® windows and patio doors are available in unfinished stain-grade pine or with a long-lasting* low-maintenance white finish.

Frenchwood® patio doors and Woodwright® windows can also be ordered with unfinished oak or maple interiors. Perma-Shield® patio door interior colors match exterior colors.




Pine



Maple



Oak



White



4

ADD STYLE WITH GRILLES

Andersen® grilles add character to any home. They are available in a wide selection of standard patterns, semi-custom patterns or custom patterns for a truly signature look.

GRILLE OPTIONS

MATCH ACROSS ALL PRODUCTS



Colonial Double-Hung



Colonial Picture Window



Colonial Frenchwood® Door

Colonial Upper Sash



Standard Prairie



Semi-Custom

Choose any number of same-size rectangles across or down.



3x1 Upper Sash Only



2x2



3x3

Simulated Double-Hung



Diamond



Custom



Custom



Your Pattern Here



Our 2 1/4-inch-wide grille can make a casement window look like a double-hung. See page 35.



DESIGN YOUR OWN PATTERN

Andersen gives you complete flexibility to design your own custom grille style. You sketch it, our craftsmen will create it.

SHOWN: Andersen 400 Series casements with custom circle pattern grilles in transoms.

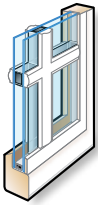


REPLACING OR REMODELING

Grilles influence style, and the choices at Andersen are endless. You can use grilles to make your casement windows look like double-hung windows. Or you can match existing grille patterns. If you want to match existing windows, it's a good idea to take a picture of your current windows before seeing your contractor or Andersen dealer.

GRILLE CONFIGURATIONS

Full Divided Light

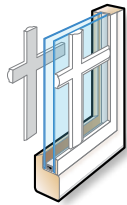


Give your window an authentic look with full divided light grilles that are permanently applied to the interior and exterior of your window with a spacer between the glass.

Permanent Exterior
Permanent Interior with Spacer



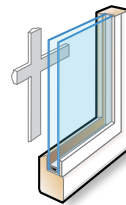
Permanent Exterior
Permanent Interior



Permanent Exterior
Removable Interior

Simulated Divided Light

Simulated divided light offers permanent grilles on the exterior and interior with no spacer between the glass. We also offer permanent exterior grilles with removable interior grilles, available in natural wood or prefinished white.



Removable
Interior Grille



Finelight™ Grilles
Between-the-Glass

Convenient Cleaning Options

Removable interior grilles come off for easy cleaning. Andersen® Finelight™ grilles are installed between the glass panes and feature a contoured 1" or 3/4" profile.

Grille Widths (actual size shown)



3/4"



7/8"



1 1/8"



2 1/4"



5

CHOOSE YOUR WINDOW HARDWARE

With Andersen® windows, the hardware* you choose does more than just provide mechanical functions. It enhances the overall design of your windows and harmonizes with your home's cabinetry and décor. At Andersen, we design hardware ranging from the traditional and classical to simple and contemporary.

ANDERSEN® HARDWARE FINISHES



Antique
Brass



Black



Bright
Brass



Brushed
Chrome



Distressed
Bronze



Distressed
Nickel



Gold Dust




Oil Rubbed
Bronze




Polished
Chrome



Satin
Nickel



Stone



White

The hardware* on our windows is created especially for Andersen, with a wide range of finishes. Choose window hardware finishes that coordinate with lighting and other room décor.

*All Andersen® hardware is sold separately, except standard hardware. Distressed bronze and oil rubbed bronze are "living" finishes that will change with time and use.

Printing limitations prevent exact finish replication. See your Andersen supplier for actual finish samples.



Estate™ casement hardware in distressed bronze finish.



Estate™ lock & keeper in satin nickel finish.



REPLACING OR REMODELING

With Andersen, you have a beautiful array of hardware styles and finishes to enhance your home's décor. If you're replacing or remodeling, it's important to choose finishes that best complement the hardware you already have. Look at your lighting, plumbing, cabinetry and other areas for guidance.

CASEMENT & AWNING HARDWARE OPTIONS*

CLASSIC SERIES™



Stone | **White**

ESTATE™



Antique Brass | Bright Brass | Brushed Chrome
Distressed Bronze | Distressed Nickel | Oil Rubbed Bronze
Polished Chrome | Satin Nickel

TRADITIONAL FOLDING



Antique Brass | Black | Bright Brass
Distressed Bronze | Distressed Nickel | Gold Dust
Oil Rubbed Bronze | Satin Nickel | Stone | White

Folding window hardware eliminates interference with window treatments.

CONTEMPORARY FOLDING



Black | Bright Brass | Gold Dust | Oil Rubbed Bronze
Satin Nickel | Stone | White

GLIDING WINDOW HARDWARE*

For use on 400 Series gliding windows.*



Antique Brass | Black | Bright Brass
Brushed Chrome | Distressed Bronze
Oil Rubbed Bronze | Distressed Nickel
Polished Chrome | **Satin Nickel**
Stone | White

For use on 200 Series gliding windows.



STANDARD:
Stone | **White**
OPTIONAL:
Antique Brass
Black
Bright Brass
Gold Dust
Oil Rubbed Bronze
Satin Nickel

STANDARD DOUBLE-HUNG HARDWARE

400 SERIES WOODWRIGHT® WINDOWS



Stone | White

400 SERIES TILT-WASH WINDOWS



STANDARD: Stone | White
OPTIONAL: Black | **Gold Dust**

200 SERIES TILT-WASH WINDOWS



STANDARD: Stone | **White**
OPTIONAL: Antique Brass | Black | Bright Brass
Gold Dust | Oil Rubbed Bronze | Satin Nickel

OPTIONAL DOUBLE-HUNG HARDWARE*

ESTATE™

Lock & Keeper
(Not available for 200 Series tilt-wash windows)



Antique Brass | **Bright Brass** | Brushed Chrome | Distressed Bronze | Distressed Nickel | Oil Rubbed Bronze | Polished Chrome | Satin Nickel

Hand Lift



Finger Lifts



TRADITIONAL

Bar Lift



Antique Brass | Bright Brass | Brushed Chrome | **Oil Rubbed Bronze** | Polished Chrome | Satin Nickel | Stone | White

Hand Lift



Finger Lifts



CLASSIC SERIES™

Sash Lift



Stone | **White**

Hand Lift



Stone | **White**

Finger Lifts



Stone | **White**

*Hardware sold separately.
Bold names indicates finish shown.

5

CHOOSE YOUR DOOR HARDWARE

Choose Andersen® patio doors, and you'll enjoy a wider selection of hardware styles and finishes than you'll find with just about any other manufacturer. We offer six distinctively different styles — Yuma®, Encino®, Anvers®, Newbury®, Covington™ and Whitmore® — in solid, forged brass with eight metal finish options. And we offer two styles — Tribeca® and Albany — in diecast zinc with durable powder-coated finishes. Also, be sure to check out our additional hardware options such as exterior keyed locks, matching hinge finishes and more.

GLIDING PATIO DOOR HARDWARE* (G)



HINGED PATIO DOOR HARDWARE* (H)

YUMA®
Distressed Bronze
Distressed Nickel

ENCINO®
Distressed Bronze
Distressed Nickel

ANVERS®
Bright Brass
Oil Rubbed Bronze
Satin Nickel

NEWBURY®
Antique Brass
Bright Brass
Brushed Chrome
Oil Rubbed Bronze
Polished Chrome
Satin Nickel



Anvers® gliding door hardware in satin nickel finish.




Yuma® hinged door hardware in distressed nickel finish.



REMODELING

Distressed finishes on brass replicating the look of cast bronze are growing in popularity. Many of the new finishes are characterized as “living” because they wear with use and develop a patina. For more information on finishes and to see photos of all patio door hardware styles and finishes, go to: andersenwindows.com/patiodoorhardware.

GLIDING PATIO DOOR HARDWARE* (G)



HINGED PATIO DOOR HARDWARE* (H)

COVINGTON™

Antique Brass
Bright Brass
 Oil Rubbed Bronze

WHITMORE®

Antique Brass
 Bright Brass
 Oil Rubbed Bronze
 Satin Nickel

ALBANY

Black
Gold Dust
 Stone
 White

TRIBECA®

Stone
White

Bold name denotes finish shown.

DOOR HARDWARE FINISHES



Antique Brass Black Bright Brass Brushed Chrome Distressed Bronze Distressed Nickel Gold Dust Oil Rubbed Bronze Polished Chrome Satin Nickel Stone White

*Hardware sold separately. Distressed bronze and oil rubbed bronze are “living” finishes that will change with time and use. Bright brass and satin nickel finishes on patio door hardware feature a 10-year limited warranty. Matching hinges available for inswing patio doors. Printing limitations prevent exact finish replication. See your Andersen dealer for actual finish samples.

6

ENHANCE WITH ACCESSORIES

Bring a whole new level of protection and style to your windows and doors with Andersen® insect screens — including the innovative TruScene® insect screen technology. You can also add beauty and enhance your home's style with elegant art glass panels.

INSECT SCREENS

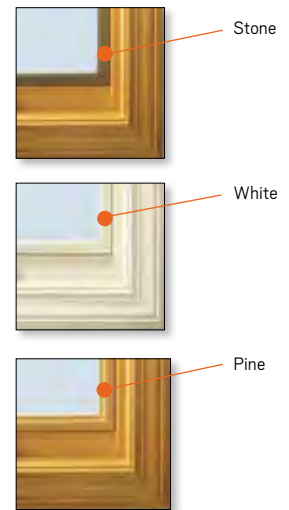


TRUSCENE® INSECT SCREENS — 50% GREATER CLARITY*


Exclusive Andersen TruScene insect screens provide more than 50% greater clarity than our conventional insect screens for a beautifully unobstructed view. And they let in more fresh air and sunlight, while doing a better job of keeping out small insects.

FRAMES

For casement and awning windows, TruScene insect screen frames are available in stone, white or natural pine veneer that can be stained to match the window. Insect screen frames for all other windows are installed on the exterior of the window and match the unit's exterior color.



FULL OR HALF WINDOW INSECT SCREENS

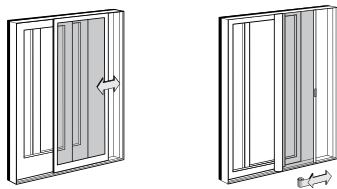


Full insect screens are available for Andersen® venting windows. Andersen also offers the option of half insect screens for the lower sash of our tilt-wash double-hung windows.

PATIO DOOR INSECT SCREEN OPTIONS

All hinged and gliding patio door insect screens have a long-lasting** fiberglass screen mesh with a charcoal finish. Available in colors to match the exterior of the door!

GLIDING PATIO DOORS



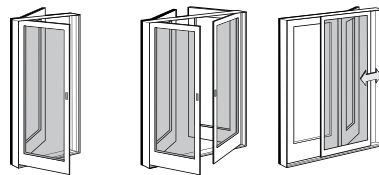
Gliding Insect Screen

Gliding insect screens are available for two- and four-panel doors.

Retractable Insect Screen

The retractable insect screen is installed on the exterior of the door and opens side-to-side across the width of the opening. When the insect screen is not in use, it neatly retracts into a small canister. Available for two-panel patio doors.

HINGED — INSWING PATIO DOORS



Hinged Insect Screen

Available for single-panel doors.

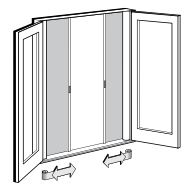
Double-Hinged Insect Screen

Available for two-panel jamb hinged doors.

Gliding Insect Screen

Available for all two- and three-panel doors.

HINGED — OUTSWING PATIO DOORS



Retractable Insect Screen

The retractable insect screen is installed on the interior of the door across the width of the opening. When the insect screen is not in use, it neatly retracts into small canisters. Retractable insect screens for outswing doors are available with White, Pine, Oak or Maple interiors. Available for single- and two-panel doors.

ART GLASS

With art glass from Andersen, you can enhance a transparent look, express your individuality or add a touch of elegance. These finely crafted inserts are designed to fit most Andersen® windows and patio doors.

Go to andersenwindows.com/artglass for more details.



FRANK LLOYD WRIGHT® SERIES

Each of the four patterns inspired by renowned architect Frank Lloyd Wright remains true to the principles of Wright's original work: simplicity, unity and nature.



Eucalyptus



Wichita



Colonnade



Prairie Rhythm

CLASSIC SERIES

Give your home a classic look with five different styles that represent major architectural design themes from the late 1800s through the 1930s, as well as a Southwestern-inspired design.



Diamond Lights



Lotus



Regency



Victoria

ARTISAN SERIES

Two designs influenced by 20th century American and European architectural schools feature striking visual patterns that evoke an extraordinary blend of art and nature.



Harmonics



Affinity



Taos

WHAT ARE THE DIFFERENT **ANDERSEN**[®] WINDOWS & DOORS?

On the following pages, we present our window and patio door selections according to the different window and door types. Within each type, you'll see our offerings listed by product line. To the right is a quick guide to help you gauge what each product line represents.



DOUBLE-HUNG
Page 32



CASEMENT / AWNING
GLIDING
Page 34



STATIONARY
Page 36

W I N D O W S

ANDERSEN® 400 SERIES WINDOWS & DOORS

The Andersen® 400 Series product line delivers **superior craftsmanship and top performance**. These windows and doors feature the widest range of sizes, styles and accessories.

ANDERSEN 200 SERIES WINDOWS & DOORS

The 200 Series product line concentrates on the **most popular sizes and options**, delivering on our promise to provide renowned Andersen quality at an uncommon value.

ANDERSEN COMPLEMENTARY WINDOWS & DOORS

Our complementary windows and doors are **custom-crafted in dramatic sizes and shapes** to accompany our 400 Series products.

ANDERSEN ENTRY DOORS

Handcrafted from the finest wood available, Andersen entranceways offer **uncommon elegance and exceptional beauty** to enhance the character of your home.



GLIDING
Page 38



HINGED
Page 40



ENTRY
Page 42

D O O R S

DOUBLE-HUNG WINDOWS

Andersen® 400 Series Woodwright® insert replacement windows with pine interiors.



400 SERIES WOODWRIGHT® WINDOWS

Make new homes look old and old homes like new.

Woodwright windows are a great choice for traditional architecture. With their thick, sloped sills, precision-milled wood interiors and historically accurate grille patterns, these windows bring authentic old-world character to homes of all ages.



Woodwright full-frame windows offer you the ability to select from a simple rectangular shape or create a distinct, architecturally inspired look with graceful arches.

REPLACING A WINDOW?
Woodwright insert windows can save you time and money. (See opposite page.)



400 SERIES TILT-WASH WINDOWS

Our most popular double-hung window.

Year after year, the Andersen 400 Series tilt-wash window is our best-selling double-hung window — and for good reason. Extremely energy efficient, it gives you a wide array of decorative and performance options.



Andersen® 400 Series tilt-wash full-frame windows are available with impact-resistant glass and structural upgrades to meet the tough building codes of hurricane-prone coastal areas. See your local code official for specific requirements.

REPLACING A WINDOW?
400 Series tilt-wash insert windows can save you time and money. (See opposite page.)



200 SERIES TILT-WASH WINDOWS

Our 200 Series tilt-wash double-hung window comes in our most popular sizes and gives you our most requested options. You still get low-maintenance exteriors and real wood interiors, along with our renowned Owner-2-Owner® limited warranty.*

NARROLINE® WINDOW CONVERSION KIT

If your home has Andersen Narroline® windows that were made after 1967, our quick conversion kit can turn them into convenient, tilt-wash double-hung windows with high-performance Low-E4® glass. It installs easily with less mess than ordinary window replacement. Plus, it matches your existing window inside and out and is backed by our full Owner-2-Owner limited warranty.*



Visit andersenwindows.com/narroline, where you can download measuring guides and watch an installation video.



REPLACING

There are many reasons to replace your old windows, and just as many advantages. Whether you want to increase energy efficiency, update the style of your home or simply replace windows that just don't operate like they should, Andersen has replacement solutions that are perfect for the job. Look for them on these two pages, plus pages 34–35.



Double-hung replacement made easy.

Insert replacement windows are specially designed to save you time and money. They fit into your existing wood window frame without removing interior or exterior trim, so there's less disruption to your home, and its original character is preserved. You simply remove your old window and install the new insert window in the existing opening. Another advantage: You can do it from inside your home — which makes a big difference if you're replacing windows on the second level. All Andersen® insert windows come with screws, shims and flexible foam backer rod to make installation easier.



REPLACEMENT

To see if an Andersen insert window is right for your home and explore all the replacement solutions from Andersen, visit andersenwindows.com/replacement.

OPENING CONTROL DEVICE KIT

Window opening control devices for 400 Series and 200 Series double-hung windows limit the opening of the lower sash to less than 4 inches when the window is first opened. Release of the device allows the sash to fully open for maximum ventilation, escape or rescue. Once the lower sash is returned to the closed position the device automatically resets. The device is available in White and Stone finishes.



See your local code official for building code requirements in your area. See the ** disclaimer on page 35 for additional details.

DOUBLE-HUNG WINDOW FEATURES		400 SERIES WOODWRIGHT	400 SERIES WOODWRIGHT INSERT	400 SERIES TILT-WASH	400 SERIES TILT-WASH INSERT	200 SERIES TILT-WASH	NARROLINE® CONVERSION KIT
Low-Maintenance Exteriors							
	White	●	●	●	●	●	●
	Canvas	●	●	●	●		
	Sandtone	●	●	●	●	●	●
	Terratone	●	●	●	●		●
	Forest Green	●	●	●	●		
	Dark Bronze	●	●	●	●		
	Black	●	●	●	●		
Interiors							
	Maple	●	●				
	Oak	●	●				
	Pine	●	●	●	●	●	●
	White	●	●	●	●	●	●
Easy Cleaning							
	Tilt-to-Clean Sash	●	●	●	●	●	●
Grilles							
	Full Divided Light	●	●	●	●		●
	Simulated Divided Light	●	●	●	●	●	●
	Finelight™ (Grilles-Between-the-Glass)	●	●	●	●	●	●
	Removable Interior Grilles	●	●	●	●	●	●
Performance Options							
	Stormwatch® Protection			●			
High-Performance Glass Options							
Additional glass options are available. See page 19 for details.							
	Low-E4®	●	●	●	●		●
	Low-E4 Sun	●	●	●	●		●
	Low-E4 SmartSun™	●	●	●	●		●
	Low-E					●	
	Low-E Sun						
	Low-E SmartSun					●	
Unit Sizes							
	Minimum Width	1'-9 5/8"	1'-4 1/2"	1'-9 5/8"	1'-9 1/4"	1'-7 1/2"	Fits Narroline® windows made after 1967
	Maximum Width	3'-9 5/8"	3'-9 5/8"	3'-9 5/8"	3'-8 7/8"	3'-3 1/2"	
	Minimum Height	3'-0 7/8"	2'-3 3/4"	3'-0 7/8"	3'-0 3/8"	2'-11 1/2"	
	Maximum Height	6'-4 7/8"	6'-5"	7'-8 7/8"	7'-6 5/8"	5'-11 1/2"	
	Custom Sizes	●	●		●		

CASEMENT | AWNING | GLIDING WINDOWS



400 SERIES CASEMENT WINDOWS

Made like no other.

Andersen® 400 Series casement windows start with a design that is extremely energy efficient. Add to that a solid-wood sash covered inside and out by low-maintenance Perma-Shield® cladding to protect against water damage. Then give them rich, natural pine interiors and it's easy to see why they have become our best-selling window.



Conventional 400 Series casement windows are available with upgrades to meet the tough building codes of hurricane-prone areas. See your local code official for specific requirements.

REPLACING A WINDOW?

400 Series replacement casement windows can save you time and money. (See opposite page.)



400 SERIES AWNING WINDOWS

Beautiful...versatile...practical.

Andersen 400 Series awning windows give you the same features and outstanding performance platform as our casement windows. In addition, they add design options. For example, placed high on a wall, awning windows can bring light and fresh air into your home without compromising privacy.



Conventional 400 Series awning windows are available with upgrades to meet the tough building codes of hurricane-prone areas. See your local code official for specific requirements.

REPLACING A WINDOW?

400 Series replacement awning windows can save you time and money. (See opposite page.)



400 SERIES GLIDING WINDOWS

Designed to be one of the best-engineered windows of its kind.

In addition to providing top energy efficiency, reliable performance and uncommon beauty, both sash on our 400 Series gliding windows can be opened to the left or right to give you improved ventilation.



200 SERIES GLIDING WINDOWS

Easy operation. Excellent energy efficiency.

Andersen 200 Series gliding windows feature a single operating sash. These windows are available in our most popular sizes with our most requested options and give you low-maintenance exteriors, real wood interiors and the security of our renowned Owner-2-Owner® limited warranty.*



REPLACING OR REMODELING

If you're remodeling or replacing windows, you should know that building codes sometimes require egress windows* — ones that can be used as an emergency exit. Casement windows are often your best choice for egress, because they provide a larger passageway than double-hung or gliding windows. And here's another Andersen advantage: If the other windows in your home are double-hungs, our 2 ¼-inch-width grille running across the center of a casement window simulates the look of a double-hung. See page 22 for example.




Casement and awning window replacement made easy.

If you're replacing old casement or awning windows, Andersen makes replacement windows specifically for the job. They come fully prepped for easy installation with the nailing flange removed, holes predrilled, and a convenient installation kit including screws, shims and flexible foam backer rod to help you install like a pro.

OPENING CONTROL DEVICE KIT**


Window opening control devices for 400 Series casement windows feature a simple, orange push-button clearly identifying the release mechanism of the device, and an innovative flip cap that shields it from accidental release. Made of corrosion-resistant stainless steel, the opening control device can operate with the insect screen in place and automatically reengages when the window closes.



SINGLE-ACTUATION LOCK

This Andersen® lock is engineered to secure casement windows firmly at multiple points with just one handle. The single-actuation lock also features a “reach-out” action that pulls in the sash for a weathertight seal.



CASEMENT, AWNING & GLIDING WINDOW FEATURES		400 SERIES CASEMENT	400 SERIES REPLACEMENT CASEMENT	400 SERIES AWNING	400 SERIES REPLACEMENT AWNING	400 SERIES GLIDING	200 SERIES GLIDING
Low-Maintenance Exteriors							
	White	●	●	●	●	●	●
	Canvas	●	●	●	●	●	
	Sandtone	●	●	●	●	●	●
	Terratone	●	●	●	●	●	
	Forest Green	●	●	●	●	●	
	Dark Bronze	●	●	●	●	●	
	Black	●	●	●	●	●	
Interiors							
	Pine	●	●	●	●	●	●
	White	●	●	●	●	●	●
Grilles							
	Full Divided Light	●	●	●	●	●	
	Simulated Divided Light	●	●	●	●	●	●
	Finelight™ (Grilles-Between-the-Glass)	●	●	●	●	●	●
	Removable Interior Grilles	●	●	●	●	●	●
Performance Options							
	Stormwatch® Protection	●		●			
High-Performance Glass Options							
Additional glass options are available. See page 19 for details.							
	Low-E4®	●	●	●	●	●	
	Low-E4 Sun	●	●	●	●	●	
	Low-E4® SmartSun™	●	●	●	●	●	
	Low-E						●
	Low-E Sun						
	Low-E SmartSun						●
Unit Sizes							
	Minimum Width	1'-5"	1'-5"	2'-0 1/8"	2'-0 1/8"	2'-11 1/4"	2'-11 1/2"
	Maximum Width	7'-0 5/8"	7'-0 5/8"	5'-11 7/8"	5'-11 7/8"	5'-11 1/4"	5'-11 1/2"
	Minimum Height	2'-0 1/8"	2'-0 1/8"	1'-5"	1'-5"	1'-10 1/4"	1'-5 1/2"
	Maximum Height	5'-11 7/8"	5'-11 7/8"	4'-0"	4'-0"	4'-11 1/4"	4'-11 1/2"
	Custom Sizes 	●	●	●	●		

*See your local code official for specific requirements. **Window opening control devices may provide a potential alternative (compared to a window guard) to meet minimum sill height code requirements contained in the 2006, 2009 and 2012 editions of the International Residential Code (IRC) and International Building Code (IBC). Check with your local code official for local code requirements as well as to determine if the minimum window sill height code has been adopted in your area and if this device is accepted as an alternative to the minimum sill height requirement. For complete product details, visit andersenwindows.com. Printing limitations prevent exact color duplication.

STATIONARY WINDOWS

ANDERSEN® 400 SERIES SPECIALTY WINDOWS

These specialty windows let you complement your home's architecture with graceful curves, elegant arches and dramatic angles. Used alone or in combination with other windows, they heighten curb appeal and enhance the character of your home.



EXTENDED GOTHIC



ARCH



OCTAGON



TRAPEZOID



HALF CIRCLE

Also available to match Andersen® 200 Series double-hung windows.



OVAL



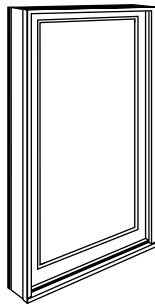

CIRCLE



SPRINGLINE™ FLANKER

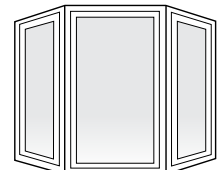

RECTANGULAR WINDOWS

Andersen makes picture and transom windows to complement the sizes and profiles of Andersen® 400 Series double-hung, casement and awning windows, as well as Andersen 200 Series double-hung windows.



BAY & BOW WINDOWS

Andersen bay and bow windows are window combinations that project outward from a home. These windows also project the beauty and personality of your home inside and out.





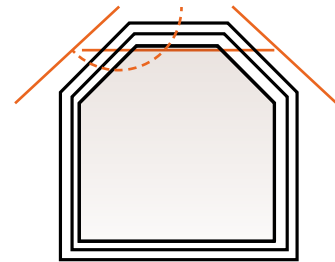
REPLACING OR REMODELING

If you're planning to replace a group of windows, consider replacing them with a bay or bow window to provide a beautiful interior cove that can make a room appear larger. A wide range of double-hung, casement and picture window combinations is possible.

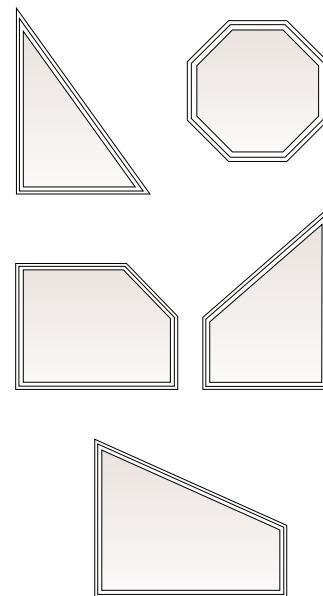


FLEXIFRAME® WINDOWS

Flexiframe® windows are available in custom sizes and can be designed in nearly any shape made with straight lines, providing no angle is less than 14 degrees. When other window companies say it can't be done, Andersen does it easily — and beautifully.



EXAMPLES OF ALTERNATIVE SHAPES



StormWATCH
PROTECTION

Andersen® 400 Series stationary windows are available with impact-resistant glass and structural upgrades to meet the tough building codes of hurricane-prone coastal areas. Learn more at andersenwindows.com/stormwatch. See your local code official for specific requirements in your area.

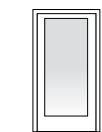
GLIDING PATIO DOORS



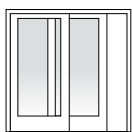
400 SERIES FRENCHWOOD® GLIDING PATIO DOORS

Traditional French door styling. Convenient gliding design.

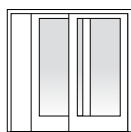
With their wide wood profiles, Frenchwood® gliding patio doors give your home the old-world character of traditional French doors while, at the same time, they give your family the convenience and space savings no hinged door can provide. And, because they're Andersen® patio doors, they are just as effective in sealing drafts and water out of your home. Add to that quality construction with mortise-and-tenon dowel joints and self-adjusting dual ball-bearing rollers, and you can be sure they'll deliver smooth sliding and solid performance for years.* Our Frenchwood gliding doors offer an extensive array of options and accessories and are available in two- and four-panel configurations to fit virtually any size requirements.



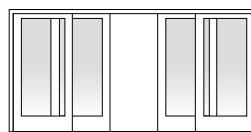
Stationary Panel



Two-Panel Right Open



Two-Panel Left Open



Four-Panel Center Open

Also available with 200 Series Narroline® patio doors.

INSECT SCREENS

Andersen patio door insect screens are made from fiberglass screen cloth with a charcoal finish and are available in several styles.



REPLACING

If you're replacing a three-panel door, you can add a stationary panel to any Andersen® two-panel gliding door. They all come in custom sizes, so you're sure to get a perfect fit.



AUXILIARY FOOT LOCKS

Optional for all Andersen gliding patio doors, these special locks provide an extra measure of security when the door is in a locked position. Available finishes coordinate with our door hardware.



REACH-OUT LOCKING SYSTEM

Our gliding patio doors have a unique reach-out locking system that pulls the door panel snugly into the jamb. The result is enhanced tightness against the weather and improved security.

SIDELIGHTS & STATIONARY PANELS

For a special design touch, frame your Andersen patio doors with a border of Andersen sidelights or stationary panels. They dramatize the exterior appearance, enhance your view and create a larger wall of light.

BALL-BEARING TRACK SYSTEM

Andersen gliding patio doors have panels that move on ball-bearing rollers and a durable track capped with stainless steel. The result is long-lasting* smooth, effortless operation.



200 SERIES NARROLINE® PATIO DOORS

Let the sun shine in.

Our 200 Series Narroline® gliding patio doors combine the beauty of natural wood with sleek contemporary profiles to maximize your view and fill your home with sunlight. Available with our most popular options, heights up to eight feet and four-panel configurations that can give your home walls of light over 15 feet wide.

CUSTOM SIZES



200 SERIES PERMA-SHIELD® PATIO DOORS

Low maintenance inside and out.

A tried-and-true classic, Perma-Shield® patio doors are protected inside and out with rigid vinyl cladding to give your home a contemporary look and energy-saving performance, while keeping maintenance to a minimum. They are available with the most popular options and accessories.

CUSTOM SIZES

BLINDS BETWEEN THE GLASS

Sealed between two panes of insulated glass, these blinds are completely protected from dust and damage. Cordless operation lets you easily raise, lower and adjust them to control light and privacy. Available on select doors.



GLIDING PATIO DOOR FEATURES

400 SERIES FRENCHWOOD

200 SERIES NARROLINE®

200 SERIES PERMA-SHIELD®

Low-Maintenance Exteriors

	White	●	●	●
	Canvas		●	●
	Sandtone	●	●	●
	Terratone	●	●	●
	Forest Green	●		
	Dark Bronze		●	●
	Black		●	●

Interiors

	Maple	●		
	Oak	●		
	Pine	●	●	
	White	●		

Same as Exterior

				●
--	--	--	--	---

Grilles

	Full Divided Light	●		
	Simulated Divided Light	●	●	●
	Finelight™ (Grilles-Between-the-Glass)	●	●	●
	Removable Interior Grilles	●	●	●

High-Performance Glass Options

Additional glass options are available. See page 19 for details.

	Low-E4® Tempered	●		
	Low-E4 Sun Tempered	●		
	Low-E4 SmartSun™ Tempered	●		
	Low-E Tempered		●	●
	Low-E Sun Tempered		●	●
	Low-E SmartSun Tempered		●	●

Unit Sizes

	Minimum Width	4'-11 1/4"	4'-11 1/4"	4'-11 1/4"
	Maximum Width	15'-9"	15'-9"	8'-0"
	Minimum Height	6'-7 1/2"	6'-7 1/2"	6'-7 1/2"
	Maximum Height	7'-11 1/2"	7'-11 1/2"	7'-11 1/2"
	Custom Sizes	●	●	●



Visit andersenwindows.com/bbg to watch the blinds between the glass video and learn more.

HINGED PATIO DOORS



400 SERIES FRENCHWOOD® HINGED PATIO DOORS

Patio doors as beautiful as all outdoors.

Frenchwood® hinged patio doors not only open your home to the world outside, they bring the beauty of nature inside. They can flood a room with sunlight and provide panoramic views, and their wide wood profiles add an undeniable elegance to their surroundings. Yet they are just as effective in sealing the elements out. And with quality construction like mortise-and-tenon dowel joints and a multi-point locking system that seals the doors tight at the top, center and bottom, they're built to stay that way for years.* Our Frenchwood hinged doors offer an extensive array of options and accessories, including sidelights and transom windows, and are available in two operating styles: inswing and outswing.

SIDELIGHTS & TRANSOMS

For a special design touch, frame your Andersen® patio doors with a border of Andersen sidelights and transom windows. They dramatize the exterior appearance, enhance your view and create a larger wall of light.



INSECT SCREENS

Andersen patio door insect screens are made from fiberglass screen cloth with a charcoal finish and are available in several styles.

BUILDING

Walls of patio doors can dramatically change the appearance of your home, both inside and out. They have the ability to bring the outside indoors by making the most of a beautiful view, as well as allowing natural light and fresh air to flow deep into the room.

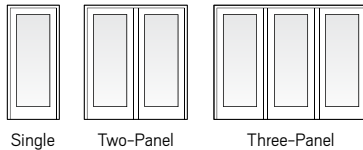


MULTI-POINT LOCKING SYSTEM

Our Frenchwood® hinged patio door features a locking system that positions two hook bolts above and below the center deadbolt. When you engage the lock, these two bolts tighten the door against the frame to help keep the weather out and secure the door firmly.

COMBINATIONS

Be creative in putting together your ideal hinged patio door design. For example, consider a three-panel door with two moving panels and one stationary panel. You'll love the view, and the look will transform your home's beauty.



400 SERIES FRENCHWOOD® HINGED INSWING PATIO DOORS

Frenchwood hinged inswing doors are a good choice if they open to a small balcony, deck or patio, and are often used in colder climates where snow might build up outside the door. They are available in one-, two- and three-panel configurations.



400 SERIES FRENCHWOOD® HINGED OUTSWING PATIO DOORS

Frenchwood hinged outswing doors are a good choice if you're short on interior space. Often used in warmer climates, they allow you to place furniture, artwork and decorations closer to your interior entryway. They are available in one- and two-panel configurations.



200 SERIES HINGED PATIO DOORS Traditional styling. Modern convenience.

Our 200 Series hinged patio doors are virtually maintenance-free inside and out. Their hook-deadbolt lock provides more strength, a more weathertight seal and added security compared to ordinary deadbolt locks. They are available in one- and two-panel configurations.

HINGED PATIO DOOR FEATURES		400 SERIES FRENCHWOOD® INSWING	400 SERIES FRENCHWOOD OUTSWING	200 SERIES HINGED INSWING
Low-Maintenance Exteriors				
	White	●	●	●
	Sandtone	●	●	●
	Terratone	●	●	●
	Forest Green	●	●	
Interiors				
	Maple	●	●	
	Oak	●	●	
	Pine	●	●	
	White	●	●	●
Grilles				
	Full Divided Light	●	●	
	Simulated Divided Light	●	●	●
	Finelight™ (Grilles-Between-the-Glass)	●	●	●
	Removable Interior Grilles	●	●	●
High-Performance Glass Options Additional glass options are available. See page 19 for details.				
	Low-E4® Tempered	●	●	
	Low-E4 Sun Tempered	●	●	
	Low-E4 SmartSun™ Tempered	●	●	
	Low-E Tempered			●
	Low-E Sun Tempered			●
	Low-E SmartSun Tempered			●
Unit Sizes				
	Minimum Width	4'-0"	4'-0"	4'-0"
	Maximum Width	8'-11 1/8"	5'-11 1/4"	5'-11 1/4"
	Minimum Height	6'-7 1/2"	6'-7 1/2"	6'-7 1/2"
	Maximum Height	7'-11 1/2"	7'-11 1/2"	7'-11 1/2"
	Custom Sizes	●	●	

ENTRY DOORS



Andersen® entranceways combine exceptional beauty and detail with dramatic sizes and shapes to turn ordinary entranceways into grand statements.

- The very finest grades of oak, maple, cherry, pine, mahogany*, alder and fir. Other wood species are available through special order.
- Available with wood exteriors or aluminum-clad wood in 21 colors.
- Divided light grilles in standard and custom patterns.
- Sidelights and transoms give you increased design flexibility.
- Optional handle hardware comes in a variety of styles and finishes.
- A wide variety of glass options offer energy efficiency and beauty. Decorative glass options are also available.



COMPLEMENTARY WINDOWS & PATIO DOORS




BUILDING & REMODELING

Windows with unusual shapes let you create dynamic window combinations that can distinguish your home from all others.

These windows and doors are carefully handcrafted to complement our 400 Series products with dramatic sizes and extraordinary shapes that give your home a signature look. They include casement and specialty windows, as well as hinged inswing, hinged outswing and folding outswing doors. Custom sizes and shapes are also available. If you can dream it, Andersen® complementary windows and doors can bring it to life.

CASEMENT WINDOWS

Andersen complementary casement windows offer easy operation along with old-world style. They include French casements — twin sash inside of one frame with, unlike ordinary casements, no mullion bar between them, giving you a totally unobstructed view. Complementary casement windows are available in rectangles, trapezoids and a variety of arched shapes.




SPECIALTY WINDOWS

Andersen specialty windows let you choose from 35 uncommon shapes, including elegant arches, striking angles and compelling curves.




CURVED TOP PATIO DOORS

With features like Romanesque arches, towering transoms and insulated decorative art glass, nothing else quite matches the grandeur curved top patio doors can bring to your home.



FOLDING OUTSWING DOORS

When you want to blur the line between indoors and out, these are the doors to choose. When closed, they are a stately wall of light. When open, they fold virtually out of sight. Choose from configurations up to 48 feet wide and operating modes that let you open the doors from the left, right or center.



(As shown from the interior)

EXTERIOR AND INTERIOR OPTIONS

EXTERIOR COLORS



INTERIOR OPTIONS



IMPROVING THE VIEW OUTSIDE.

Respect for the environment is nothing new at Andersen.

For more than a century, it's been part of who we are. Our commitment to recycle and reclaim materials began simply because it was good business. Now it's part of our commitment to sustainability and responsible stewardship of all our resources. Andersen Corporation is committed to providing you with long-lasting, energy-efficient windows and doors.



Andersen makes windows and doors with options that achieve **ENERGY STAR® 6.0** certification throughout the United States.



Andersen is a charter member of the **U.S. Green Building Council** and a strong supporter of its LEED® (Leadership in Energy and Environmental Design) Green Building Rating System.



Andersen was the first window and door manufacturer with **Green Seal™** certified products. Please visit our website at andersenwindows.com for a list of certified products.

DON'T JUST TAKE OUR WORD FOR IT



Check out these customer testimonials at myAWstory.com



andersenwindows.com



10% POST CONSUMER RECYCLED FIBER

Printed on FSC® certified paper, produced using Green-e certified renewable energy, with 10% post consumer recovered fiber.

"ENERGY STAR" is a registered trademark of the U.S. Environmental Protection Agency. All trademarks where denoted are marks of their respective owners. ©2016 Andersen Corporation. All rights reserved. 03/16 Part #9040569