








CONCRETE

	4,000+ PSI	HIGH EARLY STRENGTH	SETS IN 45 MINS OR LESS	FOR 2" DEPTH OR LESS	EASIER TO MIX
 HIGH STRENGTH CONCRETE 60 LB	●				
 HIGH STRENGTH CONCRETE 80 LB	●				
 FAST-SETTING CONCRETE MIX 50 LB	●	●	●		●
 SAND MIX TOP & BOND 60 LB	●			●	●
 HIGH-STRENGTH 5000 PLUS 60 LB	●	●			●





HOW MANY WHOLE BAGS ARE REQUIRED TO PLACE A 4" SLAB?

HIGH STRENGTH CONCRETE 60 LB	Area in sq ft	4	9	15	24
	Number of bags	3	7	12	18

HOW MANY WHOLE BAGS ARE REQUIRED TO PLACE A 4" SLAB?

HIGH STRENGTH CONCRETE 80 LB	Area in sq ft	4	9	15	24
	Number of bags	3	5	9	14

MASONRY

	BELOW GRADE	LOAD BEARING	SETS NATURAL STONE	SETS MANUFACTURED STONE	FOR BRICK	FOR BLOCK
 ASH GROVE PRO MIX MASONRY TYPE S 80 LB	●	●		●		●
 ASH GROVE PRO MIX MASONRY TYPE N 80 LB					●	
 ASH GROVE PRO MIX STONE VENEER MORTAR 80 LB				●		
 ASH GROVE PRO MIX POLYMER MODIFIED STONE VENEER MORTAR 80 LB			●			

TO LAY BLOCKS

MORTAR MIX TYPE S 80 LB	Bags	1	2	3	4
	Blocks	12	24	36	48

TO LAY BRICKS

MORTAR MIX TYPE N 80 LB	Bags	1	2	3	4
	Bricks	35	70	105	140

SAK19-020