



THE REAL BEAUTY OF TREATED ENGINEERED WOOD

Product Guide & Specifications



lpsmartside.com

BUILD WITH US:



Top: LP SmartSide Lap, Trim and Fascia | Middle: LP SmartSide Lap, Cedar Shakes (straight), Trim and Fascia | Bottom: LP SmartSide Lap, Trim and Fascia



Product Guide & Specifications



Featured: LP SmartSide Cedar Shakes (staggered), Panel (Board and Batten), Soffit, Trim and Fascia

01

The Beauty Of Treated Engineered Wood

Durability	03
Beauty	05
Workability	07
Sustainability	09
Strand Vs. Fiber	11

13

LP® SmartSide® Lap Siding

Cedar Texture Lap	15
Cedar Shakes	16
12" Bold Profiles	17
16" Bold Profiles	18
Colonial Beaded Lap	19
Smooth Lap	20

23

LP SmartSide Panel Siding

Cedar Texture Panel	25
Stucco Panel	27
Smooth Panel	28
Reverse Board & Batten	29

31

LP SmartSide Trim & Fascia

Cedar Trim	33
Reversible Trim	34

37

LP SmartSide Soffit

Cedar Texture Soffit	39
Vented Soffit	40
Smooth Soffit	41

43

Applications

New Home	43
Remodel	44
Outdoor Building Solutions	45
Light Commercial	46

*Note: All photos are for illustrative purposes only.
Please refer regularly to lpcorp.com for correct and up-to-date product installation instructions.*



The Beauty Of Treated Engineered Wood

ENGINEERED TO IMPRESS

With more than 18 years of successful performance, it's easy to see why LP® SmartSide® is one of the fastest-growing brands of siding materials in the U.S.

A Pioneer Of Change

LP SmartSide is redefining traditional building materials with treated engineered wood products that are designed to offer game-changing durability, beauty and workability. It's a building industry leader in a category that is shaping the way homes, outdoor building structures and light commercial properties are being built.

See the innovation that goes into making LP SmartSide products at youtube.com/lpsmartside.



STRENGTH IS AT THE CORE

LP® SmartSide® products are built with bold innovations that make them stronger and longer-lasting than traditional wood trim and siding. It's a material that boasts clear durability advantages when compared to vinyl and fiber cement cladding.



A Natural Defense Against Nature

SmartGuard® helps LP SmartSide products withstand extreme temperatures, heavy humidity, arctic freeze thaws and everything in between. It's a process that treats our products to the core with four components of protection that add strength and resist fungal decay and termites.



LP® SmartSide®

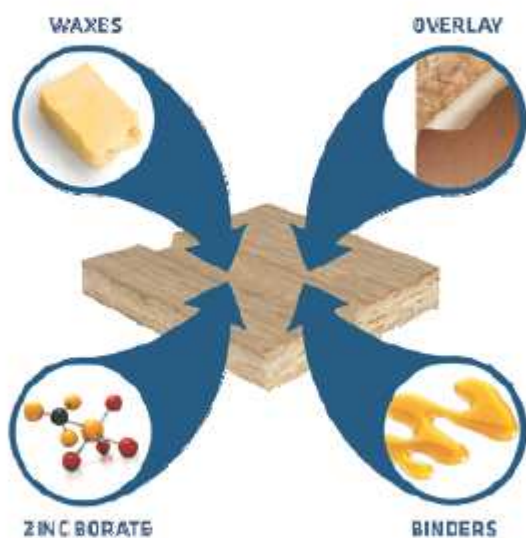
**5/50
YEAR**
LIMITED
WARRANTY

A Warranty That Builds Trust

LP has your back with an industry-leading warranty that offers exceptional peace of mind for you and your customers.


* For complete warranty details visit
LPSmartSide.com

Four Components of Protection



Give It Your Best Shot

LP SmartSide products withstand impact from airborne debris and everyday bumps better than vinyl and fiber cement siding. That means fewer callbacks for repairs and happier homeowners. See how LP SmartSide is made at youtube.com/lpsmartside.



LP SmartSide



Fiber Cement



Vinyl

A photograph of a rustic cabin with a stone base and wood siding, surrounded by tall evergreen trees. The cabin features a central wooden door with a small window, flanked by stone pillars and lanterns. The roof is dark and gabled. The text "STAND OUT WITH YOUR OWN CUSTOM LOOK" is overlaid in large white letters.

STAND OUT WITH YOUR OWN CUSTOM LOOK



Picture Perfect


LP® SmartSide® products offer homeowners the bold look of their signature cedar-grain texture in profiles that are always in style. It's been the siding of choice for more than 18 years for homeowners who want uncompromising quality and distinctive curb appeal.

Choose your style. Choose your colors. Get the look you want. That's the beauty of working with treated engineered wood trim and siding. LP SmartSide products offer you the versatility to achieve stunning results with ease. Whether you're building a traditional craftsman or a modern masterpiece, LP SmartSide is a beautiful choice.





**WORKS
THE WAY
WOOD IS
SUPPOSED
TO**



LP® SmartSide® treated engineered wood siding cuts out the time you spend dealing with warped and split pieces. Virtually every piece is straight and ready to use. Plus, you'll get lengths up to 16' for fewer seams and less waste to haul off the site.

Makes Building Easier

LP SmartSide trim and siding cuts with standard woodworking tools, unlike fiber cement cladding that requires expensive diamond blades.

LP SmartSide products are lightweight, resist breakage during handling and make installation incredibly easy. Plus all LP SmartSide products come pre-primed and ready to paint to help you save time.

LP Has Workability Nailed

- Works and cuts like traditional wood
- Lightweight, easy to carry, less breakage
- Longer lengths, fewer seams, less waste

Watch our Building Science videos to see how LP SmartSide makes treated engineered wood products last longer at [youtube.com/lpsmartside](https://www.youtube.com/lpsmartside).



GROW WITH US

A Smart Choice For Our Planet

LP® SmartSide® is a must-have material to help builders qualify for green building programs. Plus, many homeowners and building owners are demanding sustainable products that have minimal impact on our environment.



SUSTAINABLE
FORESTRY
INITIATIVE
SF-00003



We're not just building for the future, we're helping to protect it by actively investing in reforestation and preserving wildlife habitats.


Naturally Sustainable

The LP SmartSide manufacturing process begins with wood, a renewable resource, grown and gathered under strict Sustainable Forestry Initiative® standards. We source fast-growing trees and use 99% of the log for either the product or the fuel to make it. Plus, all binding agents and resins are low-emitting and safe for children and pets.

Responsibly Made With Wood

- Responsibly made with a renewable resource – wood
- 99% of the log is used
- No added formaldehyde
- Qualifies for green building programs

Learn more about LP's environmental programs at LPCorp.com.



THE BEAUTIFUL DIFFERENCE BETWEEN FIBER AND STRAND PRODUCTS

LP® SmartSide® products are available in two similar types of treated engineered wood substrates to achieve distinctly different looks.

Both treated engineered strand and treated engineered fiber substrates incorporate our proprietary SmartGuard® process to enhance strength and offer protection against termites and fungal decay. However, strand substrates are better suited to create deep wood-grain textures, and fiber substrates are ideal for smooth finishes.



Treated Engineered Strand Substrate

- Treated with the SmartGuard process
- Best substrate for deep cedar-grain texture
- Excellent resistance to warping, splitting and cupping
- Offers superior impact resistance
- LP's 5/50 year limited warranty*



Treated Engineered Fiber Substrate

- Treated with the SmartGuard process
- Best substrate for a smooth finish
- Excellent resistance to warping, splitting and cupping
- Superb design versatility
- LP's 5/50 year limited warranty*

*See LPsmartSide.com for complete warranty details.



LP® SmartSide® Lap Siding

GET THE TIMELESS LOOK OF WOOD LAP

Traditional, Bold, Subtle, Daring, Modern

Create the look you want with a versatile selection of LP SmartSide products. Easy to install and engineered to stand up to extreme weather, LP SmartSide lap siding is a natural, durable choice for buildings in any region. Plus, it's the perfect companion cladding for structures partially finished in stucco, stone and brick.



Featured: LP SmartSide Lap, Panel, Trim and Fascia



Featured: LP SmartSide Cedar Shakes (reversible staggered and straight)



Featured: LP SmartSide Lap, Cedar Shakes (staggered), Trim and Fascia



Featured: LP SmartSide Lap, Cedar Shakes (straight), Trim and Fascia

Please contact your local LP SmartSide sales representative for product availability.

Specifications: LP® SmartSide® Lap Siding

Cedar Texture Lap

The Bold Look Of Cedar Without Many Of The Worries

- One of the most durable lap siding options in the market today
- 16' length can result in faster installation and fewer seams
- Up to 33% fewer seams than traditional 12' siding
- Pre-primed for exceptional paint adhesion
- Self-aligning SmartLock™ option installs faster and more efficiently
- Treated engineered wood strand substrate
- APA-certified lap siding

Also available in fiber substrate.

- CPA-certified lap siding
- Treated engineered wood fiber substrate



Cedar texture

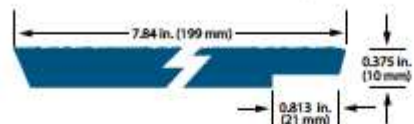
38 Series Cedar Lap (strand)




76 Series Cedar Lap (strand)



76 Series SmartLock Cedar Lap (strand)



76 Series Cedar Lap (fiber)



120 Series Self-Aligning Cedar Lap (fiber)



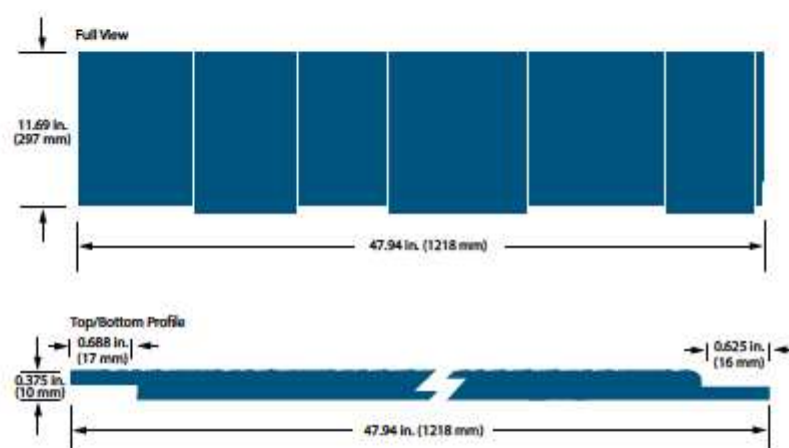
DESCRIPTION	LENGTH	ACTUAL WIDTH	ACTUAL THICKNESS	PID NUMBER
38 Series Cedar Lap (strand)	16ft. (192 in.)(4877 mm)	5.84 in. (148 mm)	0.315 in. (8 mm)	25796
	16ft. (192 in.)(4877 mm)	7.84 in. (199 mm)	0.315 in. (8 mm)	25797
	16ft. (192 in.)(4877 mm)	11.84 in. (301 mm)	0.315 in. (8 mm)	25799
76 Series Cedar Lap (strand)	16ft. (192 in.)(4877 mm)	5.84 in. (148 mm)	0.375 in. (10 mm)	25785
	16ft. (192 in.)(4877 mm)	7.84 in. (199 mm)	0.375 in. (10 mm)	25786
	16ft. (192 in.)(4877 mm)	11.84 in. (301 mm)	0.375 in. (10 mm)	25787
76 Series Cedar Lap (fiber)	16ft. (192 in.)(4877 mm)	5.84 in. (148 mm)	0.375 in. (10 mm)	25922
	16ft. (192 in.)(4877 mm)	7.84 in. (199 mm)	0.375 in. (10 mm)	25923
	16ft. (192 in.)(4877 mm)	9.47 in. (241 mm)	0.375 in. (10 mm)	25924
	16ft. (192 in.)(4877 mm)	11.84 in. (301 mm)	0.375 in. (10 mm)	25925
76 Series SmartLock Cedar Lap (strand)	16ft. (192 in.)(4877 mm)	7.84 in. (199 mm)	0.375 in. (10 mm)	30317
120 Series Self-Aligning Cedar Lap (fiber)	16ft. (192 in.)(4877 mm)	7.84 in. (199 mm)	0.450 in. (11 mm)	25905

Cedar Shakes

The Luxurious Appeal Of Cedar

- The look of real cedar with easy installation and maintenance over time
- Staggered edges offer a lively, textured effect
- Can be used on all exterior walls or as a decorative accent with any substrate
- Shiplap ends for seamless appearance
- Treated engineered wood fiber substrate
- Reversible staggered or straight edge offers exceptional design versatility

Cedar Shakes (fiber)



DESCRIPTION	LENGTH	ACTUAL WIDTH	ACTUAL THICKNESS	PID NUMBER
Cedar Shakes (fiber)	47.94 in. (1218 mm)	11.69 in. (297 mm)	0.375 in. (10 mm)	28541



Cedar texture



Staggered



Straight

12" Bold Profiles


Genuine Detail

- Distinctive Triple 4" and Double 5" profiles
- Shiplap edges make it easier to level and apply
- Pre-primed for exceptional paint adhesion
- 16' length can result in faster installation and fewer seams
- Treated engineered wood fiber substrate




Cedar texture

Triple 4" Bold Profile Cedar Lap (fiber)



Double 5" Bold Profile Cedar Lap (fiber)



DESCRIPTION	LENGTH	ACTUAL WIDTH	ACTUAL THICKNESS	PID NUMBER
Triple 4" Bold Profile Cedar Lap (fiber)	16ft. (192 in.)(4877 mm)	11.86 in. (301 mm)	0.450 in. (11 mm)	25906
Double 5" Bold Profile Cedar Lap (fiber)	16ft. (192 in.)(4877 mm)	11.86 in. (301 mm)	0.450 in. (11 mm)	25907

16" Bold Profiles


Choices That Make A Statement

- This extra-wide 16" siding comes in three profiles: Quad 4", Triple 5" and Double 8"
- Pre-primed for exceptional paint adhesion
- 16' length can result in faster installation and fewer seams
- Treated engineered wood fiber substrate




Cedar texture


Quad 4" Bold Profile Cedar Lap (fiber)



Triple 5" Bold Profile Cedar Lap (fiber)



Double 8" Bold Profile Cedar Lap (fiber)



DESCRIPTION	LENGTH	ACTUAL WIDTH	ACTUAL THICKNESS	PID NUMBER
Quad 4" Bold Profile Cedar Lap (fiber)	16ft. (192 in.)(4877 mm)	15.94 in. (405 mm)	0.450 in. (11 mm)	25908
Triple 5" Bold Profile Cedar Lap (fiber)	16ft. (192 in.)(4877 mm)	15.94 in. (405 mm)	0.450 in. (11 mm)	25910
Double 8" Bold Profile Cedar Lap (fiber)	16ft. (192 in.)(4877 mm)	15.94 in. (405 mm)	0.450 in. (11 mm)	25911

Metric units are rounded to the nearest millimeter.


Colonial Beaded Lap

Cutting Edge Meets Classical

- Colonial Beaded Lap siding endows homes with authentic American style
- Drip lines cast crisp shadows for maximum curb appeal
- Pre-primed for exceptional paint adhesion
- 16' length can result in faster installation and fewer seams
- Treated engineered wood fiber substrate



Colonial Beaded Cedar Lap (fiber)



Colonial Beaded Smooth Lap (fiber)



Cedar texture



Smooth finish


DESCRIPTION	LENGTH	ACTUAL WIDTH	ACTUAL THICKNESS	PID NUMBER
Colonial Beaded Cedar Lap (fiber)	16ft. (192 in.)(4877 mm)	7.94 in. (202 mm)	0.375 in. (10 mm)	25904
Colonial Beaded Smooth Lap (fiber)	16ft. (192 in.)(4877 mm)	7.94 in. (202 mm)	0.375 in. (10 mm)	25903
	16ft. (192 in.)(4877 mm)	8.94 in. (227 mm)	0.375 in. (10 mm)	25909

Smooth Lap

A Traditional, Subtle Look

- Traditional look that accentuates the architectural features of any home
- Smooth finish for a clean appearance
- Pre-primed for exceptional paint adhesion
- 16' length can result in faster installation and fewer seams
- Treated engineered wood fiber substrate

76 Series Smooth Lap (Fiber)



Smooth finish

DESCRIPTION	LENGTH	ACTUAL WIDTH	ACTUAL THICKNESS	PID NUMBER
76 Series Smooth Lap (fiber)	16ft. (192 in.)(4877 mm)	5.84 in. (148 mm)	0.375 in. (10 mm)	25919
	16ft. (192 in.)(4877 mm)	7.84 in. (199 mm)	0.375 in. (10 mm)	25920
	16ft. (192 in.)(4877 mm)	11.84 in. (301 mm)	0.375 in. (10 mm)	25921



1: LP SmartSide Lap and Trim

2: LP SmartSide Lap (Colonial Beaded) and Trim

3: LP SmartSide Lap, Cedar Shakes (straight), Trim and Fascia

4: LP SmartSide Lap, Soffit, Trim and Fascia

5: LP SmartSide Lap



LP® SmartSide® Panel Siding

DURABILITY REDEFINED

Strength Has A New Look

Tough to the core, LP SmartSide Panel Siding is a treated engineered wood product that's more durable, stable and consistent than traditional wood panels. It's easy to recommend for light commercial, shed and residential applications that require a premium look and the toughness to combat extreme weather.



Featured: LP SmartSide Panel, Trim and Fascia



Featured: LP SmartSide Panel (Board and Batten), Cedar Shakes (staggered), Trim and Fascia



Featured: LP SmartSide Panel, Cedar Shakes (staggered), Trim and Fascia



Featured: LP SmartSide Trim, Fascia and Panel with SmartFinish

Please contact your local LP SmartSide sales representative for product availability.

Specifications: LP® SmartSide® Panel Siding

Cedar Texture Panel

Rated For Structural Use By The Engineered Wood Association

- Shiplap edges with advanced bead system for easier alignment
- Pre-primed for exceptional paint adhesion
- Significantly lighter than comparable fiber cement panel
- Strong enough to be nailed directly to stud, making additional sheathing unnecessary in many applications
- Eliminates need for additional bracing on load-bearing walls
- Ideal exterior for homes in areas of high winds or seismic activity
- Treated engineered wood strand substrate


Also available in fiber substrate.

- Not rated for structural use
- Treated engineered wood fiber substrate

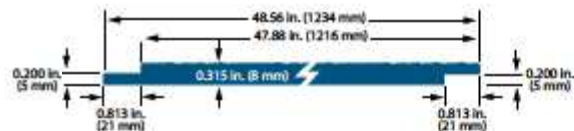


Cedar texture

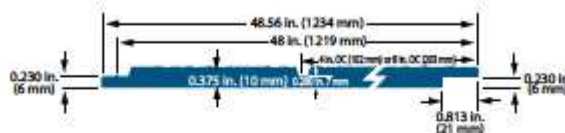
38 Series Cedar Panel 8" o.c. (strand)



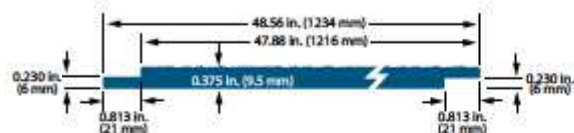
38 Series Cedar Panel - No Groove (strand)




76 Series Cedar Panel 4" & 8" o.c. (strand)



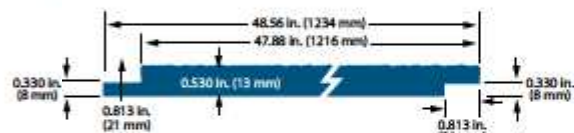
76 Series Cedar Panel - No Groove (strand)



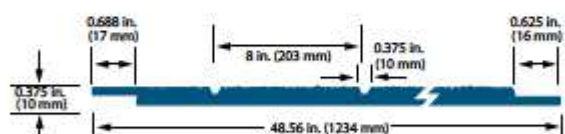
190 Series Cedar Panel 8" o.c. (strand)



190 Series Cedar Panel - No Groove (strand)



76 Series Cedar Panel 8" o.c. (fiber)

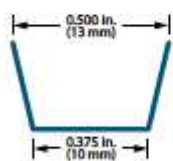


76 Series Cedar Panel - Square Edge (fiber)



DESCRIPTION	LENGTH	GROOVE	GROOVE WIDTH	ACTUAL WIDTH	ACTUAL THICKNESS	PID NUMBER
38 Series Cedar Panel 8" o.c. (strand)	6ft. (72 in.)(1829 mm)	8 in. o.c.	3/8 in. (10 mm)	48.56 in. (1234 mm)	0.315 in. (8 mm)	27805
	7ft. (84 in.)(2134 mm)	8 in. o.c.	3/8 in. (10 mm)	48.56 in. (1234 mm)	0.315 in. (8 mm)	27806
	8ft. (96 in.)(2438 mm)	8 in. o.c.	3/8 in. (10 mm)	48.56 in. (1234 mm)	0.315 in. (8 mm)	25840
	9ft. (108 in.)(2743 mm)	8 in. o.c.	3/8 in. (10 mm)	48.56 in. (1234 mm)	0.315 in. (8 mm)	25843
	10ft. (120 in.)(3048 mm)	8 in. o.c.	3/8 in. (10 mm)	48.56 in. (1234 mm)	0.315 in. (8 mm)	25844
38 Series Cedar Panel - No Groove (strand)	8ft. (96 in.)(2438 mm)	No Groove	N/A	48.56 in. (1234 mm)	0.315 in. (8 mm)	25855
76 Series Cedar Panel 4" and 8" o.c. (strand)	8ft. (96 in.)(2438 mm)	4 in. o.c.	3/8 in. (10 mm)	48.56 in. (1234 mm)	0.375 in. (10 mm)	25831
	9ft. (108 in.)(2743 mm)	4 in. o.c.	3/8 in. (10 mm)	48.56 in. (1234 mm)	0.375 in. (10 mm)	25832
	10ft. (120 in.)(3048 mm)	4 in. o.c.	3/8 in. (10 mm)	48.56 in. (1234 mm)	0.375 in. (10 mm)	25833
	8ft. (96 in.)(2438 mm)	8 in. o.c.	3/8 in. (10 mm)	48.56 in. (1234 mm)	0.375 in. (10 mm)	25848
	9ft. (108 in.)(2743 mm)	8 in. o.c.	3/8 in. (10 mm)	48.56 in. (1234 mm)	0.375 in. (10 mm)	25850
76 Series Cedar Panel - No Groove (strand)	10ft. (120 in.)(3048 mm)	8 in. o.c.	3/8 in. (10 mm)	48.56 in. (1234 mm)	0.375 in. (10 mm)	25851
	8ft. (96 in.)(2438 mm)	No Groove	N/A	48.56 in. (1234 mm)	0.375 in. (10 mm)	25856
	9ft. (108 in.)(2743 mm)	No Groove	N/A	48.56 in. (1234 mm)	0.375 in. (10 mm)	25857
	10ft. (120 in.)(3048 mm)	No Groove	N/A	48.56 in. (1234 mm)	0.375 in. (10 mm)	25858
190 Series Cedar Panel 8" o.c. (strand)	8ft. (96 in.)(2438 mm)	8 in. o.c.	3/8 in. (10 mm)	48.56 in. (1234 mm)	0.530 in. (13 mm)	25852
	9ft. (108 in.)(2743 mm)	8 in. o.c.	3/8 in. (10 mm)	48.56 in. (1234 mm)	0.530 in. (13 mm)	25853
	10ft. (120 in.)(3048 mm)	8 in. o.c.	3/8 in. (10 mm)	48.56 in. (1234 mm)	0.530 in. (13 mm)	25854
190 Series Cedar Panel - No Groove (strand)	8ft. (96 in.)(2438 mm)	No Groove	N/A	48.56 in. (1234 mm)	0.530 in. (13 mm)	25859 *
	9ft. (108 in.)(2743 mm)	No Groove	N/A	48.56 in. (1234 mm)	0.530 in. (13 mm)	25860 *
	10ft. (120 in.)(3048 mm)	No Groove	N/A	48.56 in. (1234 mm)	0.530 in. (13 mm)	25861 *
76 Series Cedar Panel 8" o.c. (fiber)	8ft. (96 in.)(2438 mm)	8 in. o.c.	3/8 in. (10 mm)	48.56 in. (1234 mm)	0.375 in. (10 mm)	25934
	9ft. (108 in.)(2743 mm)	8 in. o.c.	3/8 in. (10 mm)	48.56 in. (1234 mm)	0.375 in. (10 mm)	25935
76 Series Cedar Panel - Square Edge (fiber)	8ft. (96 in.)(2438 mm)	No Groove	N/A	47.94 in. (1218 mm)	0.375 in. (10 mm)	25926
	9ft. (108 in.)(2743 mm)	No Groove	N/A	47.94 in. (1218 mm)	0.375 in. (10 mm)	25927

Groove Detail



*Special order item. Requires minimum quantity and extended lead times.
Metric units are rounded to the nearest millimeter.


Specifications: LP® SmartSide® Panel Siding

Stucco Panel

The Rich Look Of Stucco Made Easy

- The remarkably detailed soft, earthy, hand-troweled effect of stucco on a panel
- Deeply textured and varied from board to board
- Comes in easy-to-install shiplap edge panels
- Available pre-primed
- Not rated for structural use
- Treated engineered wood fiber substrate

Stucco Panel (fiber)




Stucco Texture

DESCRIPTION	LENGTH	ACTUAL WIDTH	ACTUAL THICKNESS	PID NUMBER
Stucco Panel (fiber)	8ft. (96 in.)(2438 mm)	48.56 in. (1234 mm)	0.375 in. (10 mm)	25912
	9ft. (108 in.)(2743 mm)	48.56 in. (1234 mm)	0.375 in. (10 mm)	25913

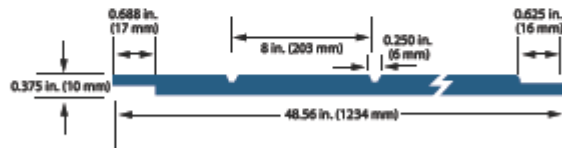
Smooth Panel

Designed For Ease And Performance

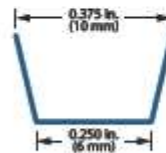
- The shiplap edge makes it easy to install
- Pre-primed for exceptional paint adhesion
- Not rated for structural use
- Smooth finish
- Treated engineered wood fiber substrate



76 Series Smooth Panel 8" o.c. (fiber)



Groove Detail



76 Series Smooth Panel - Square Edge (fiber)



Smooth finish

DESCRIPTION	LENGTH	GROOVE	GROOVE WIDTH	ACTUAL WIDTH	ACTUAL THICKNESS	PID NUMBER
76 Series Smooth Panel 8" o.c. (fiber)	8ft. (96 in.)(2438 mm)	8 in. o.c.	1/4 in. (6 mm)	48.56 in. (1234 mm)	0.375 in. (10 mm)	25932
76 Series Smooth Panel - Square Edge (fiber)	8ft. (96 in.)(2438 mm)	No Groove	N/A	47.94 in. (1218 mm)	0.375 in. (10 mm)	25926
	9ft. (108 in.)(2743 mm)	No Groove	N/A	47.94 in. (1218 mm)	0.375 in. (10 mm)	25927

Specifications: LP® SmartSide® Panel Siding

Reverse Board & Batten

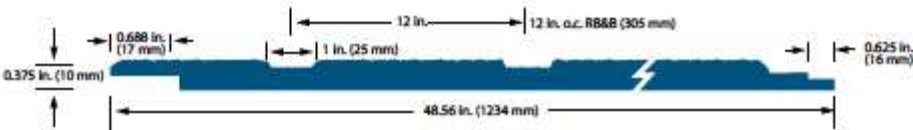
The Resilient Spirit Of Historic Architecture

- Rustic and cross-sawn texture, this panel features the weathered grain appearance of cedar
- Available in 8' and 9' lengths
- Shiplap edges make it easier to level and apply
- Pre-primed for exceptional paint adhesion
- Not rated for structural use
- Treated engineered wood fiber substrate



Cedar texture

Reverse Board and Batten Cedar Panel 12" o.c. (fiber)



DESCRIPTION	LENGTH	GROOVE	GROOVE WIDTH	ACTUAL WIDTH	ACTUAL THICKNESS	PID NUMBER
Reverse Board and Batten Cedar Panel 12" o.c. (fiber)	8ft. (96 in.)(2438 mm)	12 in. o.c.	1 in. (25 mm)	48.56 in. (1234 mm)	0.375 in. (10 mm)	25915
	9ft. (108 in.)(2743 mm)	12 in. o.c.	1 in. (25 mm)	48.56 in. (1234 mm)	0.375 in. (10 mm)	25917



1: LP SmartSide Panel | 2: LP SmartSide Panel | 3: LP SmartSide Panel, Trim and Fascia | 4: LP SmartSide Lap, Panel and Trim (Board and Batten)

THE DETAILS BRING OUT THE BEAUTY

Creating Your Vision

LP SmartSide Trim & Fascia are the finishing touch that's the first to get noticed. With its smooth or deep cedar-grain texture and variety of widths and thicknesses, you can add custom design accents that take curb appeal to the next level. LP SmartSide Trim is a must-have product for when you want your craftsmanship to stand out on any home, shed or light commercial building.



Featured: LP SmartSide Lap, Panel (Board and Batten), Trim and Fascia



Featured: LP SmartSide Trim, Fascia and Cedar Shakes



Featured: LP SmartSide Lap, Cedar Shakes (staggered), Soffit, Trim and Fascia



Featured: LP SmartSide Lap, Panel, Cedar Shakes (staggered), Soffit, Trim and Fascia

Please contact your local LP SmartSide sales representative for product availability.

Specifications: LP® SmartSide® Trim & Fascia

Cedar Trim

The Classic Appearance Of Cedar

- Interior or exterior use, including corner boards, windows and doors
- Narrow widths save cutting time with no ripped edges to reprime
- Pre-primed for exceptional paint adhesion
- 16' length can result in faster installation and fewer seams
- Treated engineered wood strand substrate



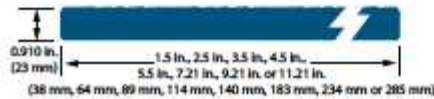
190 Series Cedar Trim (strand)



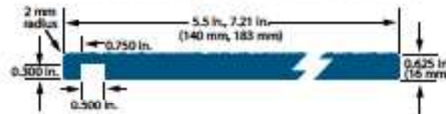
440 Series Cedar Trim (strand)



540 Series Cedar Trim (strand)



440 Series Cedar Ploughed Fascia (strand)




Cedar texture

DESCRIPTION	LENGTH	ACTUAL WIDTH	ACTUAL THICKNESS	PID NUMBER
190 Series Cedar Trim (strand)	16ft. (192 in.)(4877 mm)	2.50 in. (64 mm)	0.530 in. (13 mm)	28448
	16ft. (192 in.)(4877 mm)	3.50 in. (89 mm)	0.530 in. (13 mm)	28450
	16ft. (192 in.)(4877 mm)	5.50 in. (140 mm)	0.530 in. (13 mm)	28452
440 Series Cedar Trim (strand)	16ft. (192 in.)(4877 mm)	1.50 in. (38 mm)	0.625 in. (16 mm)	25877
	16ft. (192 in.)(4877 mm)	2.50 in. (64 mm)	0.625 in. (16 mm)	25878
	16ft. (192 in.)(4877 mm)	3.50 in. (89 mm)	0.625 in. (16 mm)	25880
	16ft. (192 in.)(4877 mm)	5.50 in. (140 mm)	0.625 in. (16 mm)	25882
	16ft. (192 in.)(4877 mm)	7.21 in. (183 mm)	0.625 in. (16 mm)	25883
	16ft. (192 in.)(4877 mm)	9.21 in. (234 mm)	0.625 in. (16 mm)	25884
	16ft. (192 in.)(4877 mm)	11.21 in. (285 mm)	0.625 in. (16 mm)	25885
	16ft. (192 in.)(4877 mm)	11.21 in. (285 mm)	0.625 in. (16 mm)	25885
540 Series Cedar Trim (strand)	16ft. (192 in.)(4877 mm)	1.50 in. (38 mm)	0.910 in. (23 mm)	25886
	16ft. (192 in.)(4877 mm)	2.50 in. (64 mm)	0.910 in. (23 mm)	25887
	16ft. (192 in.)(4877 mm)	3.50 in. (89 mm)	0.910 in. (23 mm)	25888
	16ft. (192 in.)(4877 mm)	4.50 in. (114 mm)	0.910 in. (23 mm)	25889 *
	16ft. (192 in.)(4877 mm)	5.50 in. (140 mm)	0.910 in. (23 mm)	25890
	16ft. (192 in.)(4877 mm)	7.21 in. (183 mm)	0.910 in. (23 mm)	25891
	16ft. (192 in.)(4877 mm)	9.21 in. (234 mm)	0.910 in. (23 mm)	25892
	16ft. (192 in.)(4877 mm)	11.21 in. (285 mm)	0.910 in. (23 mm)	25893
440 Series Cedar Ploughed Fascia (strand)	16ft. (192 in.)(4877 mm)	5.50 in. (140 mm)	0.625 in. (16 mm)	27240
	16ft. (192 in.)(4877 mm)	7.21 in. (183 mm)	0.625 in. (16 mm)	27819

Reversible Trim

Two Great Looks In One

- The natural look of cedar on one side and smooth on the other
- Interior or exterior use, including corner boards, windows and doors
- Pre-primed for exceptional paint adhesion
- 16' length can result in faster installation and fewer seams
- Treated engineered wood fiber substrate



440 Series Reversible Trim (fiber)



540 Series Reversible Trim (fiber)



DESCRIPTION	LENGTH	ACTUAL WIDTH	ACTUAL THICKNESS	PID NUMBER
440 Series Reversible Trim (fiber)	16ft. (192 in.)(4877 mm)	2.70 in. (69 mm)	0.625 in. (16 mm)	25940 *
	16ft. (192 in.)(4877 mm)	3.50 in. (89 mm)	0.625 in. (16 mm)	25941
	16ft. (192 in.)(4877 mm)	5.50 in. (140 mm)	0.625 in. (16 mm)	25942
	16ft. (192 in.)(4877 mm)	7.21 in. (183 mm)	0.625 in. (16 mm)	25943
	16ft. (192 in.)(4877 mm)	9.21 in. (234 mm)	0.625 in. (16 mm)	25944
	16ft. (192 in.)(4877 mm)	11.21 in. (285 mm)	0.625 in. (16 mm)	25945
	16ft. (192 in.)(4877 mm)	15.47 in. (393 mm)	0.625 in. (16 mm)	38445
540 Series Reversible Trim (fiber)	16ft. (192 in.)(4877 mm)	3.50 in. (89 mm)	0.910 in. (23 mm)	25946
	16ft. (192 in.)(4877 mm)	4.50 in. (114 mm)	0.910 in. (23 mm)	25947
	16ft. (192 in.)(4877 mm)	5.50 in. (140 mm)	0.910 in. (23 mm)	25948
	16ft. (192 in.)(4877 mm)	7.21 in. (183 mm)	0.910 in. (23 mm)	25949
	16ft. (192 in.)(4877 mm)	9.21 in. (234 mm)	0.910 in. (23 mm)	25950
	16ft. (192 in.)(4877 mm)	11.21 in. (285 mm)	0.910 in. (23 mm)	25951



Smooth finish



Cedar texture

*Special order item. Requires minimum quantity and extended lead times.
Metric units are rounded to the nearest millimeter.



1: LP SmartSide Lap, Panel (Board and Batten), Trim and Fascia

2: LP SmartSide Lap and Trim

3: LP SmartSide Soffit, Trim and Fascia

4: LP SmartSide Panel and Trim (Board and Batten)

5: LP SmartSide Lap and Trim





GET THE RIGHT LOOK FROM EVERY ANGLE

An Innovative Alternative To MDO, Plywood, Vinyl Or Metal Vents

When you use LP SmartSide Soffit on your projects, people will notice your attention to every detail. You'll get the same wood grain or smooth look that matches other LP SmartSide products in a soffit that's pre-cut to the width you need. Vented soffits are also available with precisely cut, bug-resistant vents that exceed most building code requirements.



Featured: LP SmartSide Lap, Panel, Soffit, Trim and Fascia



Featured: LP SmartSide Soffit, Trim and Fascia



Featured: LP SmartSide Soffit and Trim



Featured: LP SmartSide Lap, Soffit, Trim and Fascia

Please contact your local LP SmartSide sales representative for product availability.

Cedar Texture Soffit

The Finishing Touch

- The perfect alternative to MDO and plywood soffits
- Cut-to-width eliminates time spent ripping full sheets
- 38 Series engineered for closed soffit applications
- The 76 Series and 190 Series are ideal for use as the starter course for roofs with exposed eaves
- Treated engineered wood strand substrate

Also available in fiber substrate.

- Not rated for exposed eave applications
- Engineered for closed soffit applications
- Treated engineered wood substrate




Cedar texture

38 Series 4'x8' Cedar Soffit (strand)



38 Series Cedar Soffit - Cut-to-Width (strand)




76 Series 4'x8' Cedar Soffit (strand)



76 Series Cedar Soffit - Cut-to-Width (strand)



190 Series 4'x8' Cedar Soffit (strand)



76 Series Cedar Soffit (fiber)



DESCRIPTION	LENGTH	ACTUAL WIDTH	ACTUAL THICKNESS	PID NUMBER
38 Series 4'x8' Cedar Soffit (strand)	8ft. (96 in.)(2438 mm)	47.88 in. (1216 mm)	0.315 in. (8 mm)	25813
76 Series 4'x8' Cedar Soffit (strand)	8ft. (96 in.)(2438 mm)	47.88 in. (1216 mm)	0.375 in. (10 mm)	25814
190 Series 4'x8' Cedar Soffit (strand)	8ft. (96 in.)(2438 mm)	47.88 in. (1216 mm)	0.530 in. (13 mm)	25816
38 Series Cedar Soffit - Cut-to-Width (strand)	16ft. (192 in.)(4877 mm)	11.94 in. (303 mm)	0.315 in. (8 mm)	25805
	16ft. (192 in.)(4877 mm)	15.94 in. (405 mm)	0.315 in. (8 mm)	25806
	16ft. (192 in.)(4877 mm)	23.94 in. (608 mm)	0.315 in. (8 mm)	25807
76 Series Cedar Soffit - Cut-to-Width (strand)	16ft. (192 in.)(4876 mm)	11.94 in. (303 mm)	0.375 in. (10 mm)	25808
76 Series Cedar Soffit (fiber)	8ft. (96 in.)(2438 mm)	47.94 in. (1218 mm)	0.375 in. (10 mm)	25926
	9ft. (108 in.)(2743 mm)	47.94 in. (1218 mm)	0.375 in. (10 mm)	25927
	16ft. (192 in.)(4877 mm)	15.94 in. (405 mm)	0.375 in. (10 mm)	28756

Vented Soffit

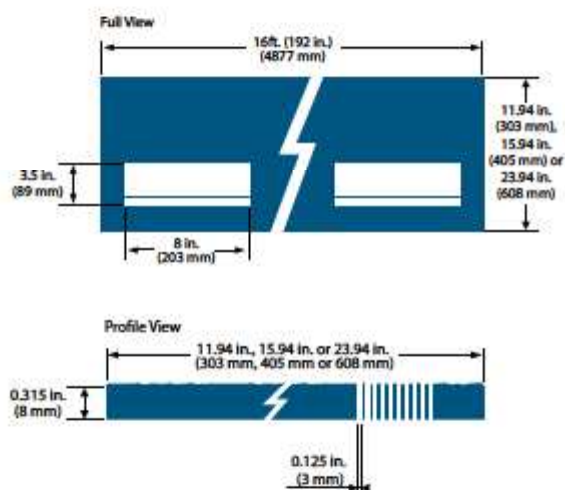
Engineered To Cut Out Problems

- The perfect alternative to MDO, plywood or hand-installed metal vents
- Precisely cut vents offer 10 square inches of ventilation per linear foot, making it easier to meet code requirements while adding architectural beauty
- Designed to minimize paint build-up and promote continuous airflow
- Vents are as small as International Building Codes allow (1/8"), to keep hornets and bees out
- Eliminates time spent ripping full sheets
- Treated engineered wood strand substrate



Cedar texture

38 Series Vented Cedar Soffit – Cut-to-Width (strand)



DESCRIPTION	LENGTH	ACTUAL WIDTH	ACTUAL THICKNESS	PID NUMBER
38 Series Vented Cedar Soffit – Cut-to-Width (strand)	16ft. (192 in.) (4877 mm)	11.94 in. (303 mm)	0.315 in. (8 mm)	25822
	16ft. (192 in.) (4877 mm)	15.94 in. (405 mm)	0.315 in. (8 mm)	25824
	16ft. (192 in.) (4877 mm)	23.94 in. (608 mm)	0.315 in. (8 mm)	25823

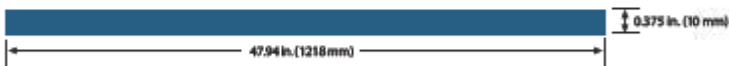
Specifications: LP® SmartSide® Soffit

Smooth Soffit


The Perfect Match

- Installs quickly and easily
- Pre-primed for exceptional paint adhesion
- Smooth finish
- Treated engineered wood fiber substrate

76 Series Smooth Soffit (fiber)



DESCRIPTION	LENGTH	ACTUAL WIDTH	ACTUAL THICKNESS	PID NUMBER
76 Series Smooth Soffit (fiber)	8ft. (96 in.)(2438 mm)	47.94 in. (1218 mm)	0.375 in. (10 mm)	25930
	9ft. (108 in.)(2743 mm)	47.94 in. (1218 mm)	0.375 in. (10 mm)	25931



Smooth finish



1: LP SmartSide Soffit and Trim | 2: LP SmartSide Soffit and Trim | 3: LP SmartSide Lap and Soffit

MAKE A BOLD FIRST IMPRESSION



New Home

Every homeowner wants a custom look that they can take pride in. They want a style that helps differentiate their new home from the one next door. LP® SmartSide® products give builders and architects the ability to design a signature look with a wow-factor that leaves a lasting impression. Plus you can rest assured that your new homes will continue to impress homeowners with lasting beauty and easy maintenance for decades to come.

LPSmartSide.com/Applications/NewHome

Popular Choices For New Homes:

- LP SmartSide Lap Siding
- LP SmartSide Cedar Shakes
- LP SmartSide Trim and Fascia
- LP SmartSide Soffit

CHANGE IS BEAUTIFUL



Remodel

LP SmartSide products can help give any home a new life with their beautiful selection of styles and profiles. They easily transform homes from boring to bold with their rich cedar-grain texture. When you start using LP SmartSide products, it's easy to see why homeowners love them and professional remodelers love to work with them.

Popular Choices For Remodeling:

- LP SmartSide Lap Siding
- LP SmartSide Cedar Shakes
- LP SmartSide Trim and Fascia
- LP SmartSide Soffit

UpsideToSmartSide.com

Featured: LP SmartSide Lap, Cedar Shakes (staggered), Trim and Fascia

SO MUCH MORE THAN A SHED



Outdoor Building Solutions


LP® Outdoor Building Solutions® treated engineered wood products feature innovations that help offer more value to customers. With innovations like SilverTech® for a brighter and cooler interior and SmartFinish® for a durable, attractive appearance, LP Outdoor Building Solutions gives you quality you can see inside and out.

LPShed.com

Popular Choices For Outdoor Buildings:

- LP® SmartSide® Panel Siding
- LP SmartSide Panel Siding with SilverTech
- LP SmartSide Panel Siding with SmartFinish
- LP SmartSide Lap Siding
- LP ProStruct® Floor with SmartFinish
- LP ProStruct Roof with SilverTech
- LP SmartSide Trim and Fascia

PRO-GRADE DURABILITY & BEAUTY



Light Commercial

Light commercial buildings put any exterior cladding to the test, but few can withstand the increased demands and come out looking as beautiful as LP SmartSide. LP SmartSide Panel and Lap Siding are fast becoming a popular choice for building owners who want the extraordinary curb appeal of wood-grain texture. It's a welcome alternative to metal cladding that's making the light commercial landscape more beautiful every day.

Popular Choices For Light Commercial:

- LP SmartSide Panel Siding
- LP SmartSide Lap Siding
- LP SmartSide Trim and Fascia
- LP SmartSide Soffit

LPSmartSide.com/Applications/LightCommercial

Featured: LP SmartSide Lap, Soffit, Trim and Fascia

START STRONG WITH LP BUILDING PRODUCTS

LP® SolidStart® Laminated Strand Lumber (LSL)

LP SolidStart LSL installs like traditional lumber but surpasses it in strength and consistency. It's strong, straight and ideal for a variety of applications. Long lengths and uniform dimensions reduce jobsite waste, and low moisture content reduces shrinkage.

LP® TopNotch® Sub-Flooring

LP TopNotch Sub-Flooring features a line of performance OSB sub-flooring available in three options to fit any building project.

LP® FlameBlock® Fire-Rated OSB Sheathing

LP FlameBlock Fire-Rated OSB Sheathing has structural design values equal to standard sheathing in the same performance category. ICC-certified (ESR-1365) per AC264 with a Class A and 30-minute Flame Spread Rating (ASTM E84), it combines fire resistance and impressive structural performance in a single panel.

LP® TechShield® Radiant Barrier Sheathing

The original, #1 brand of radiant barrier sheathing. LP TechShield Radiant Barrier Sheathing reduces monthly cooling costs by blocking up to 97% of the radiant heat in the panel from emitting into a home's attic, lowering attic temperatures by up to 30° F.

LPCorp.com

Cal. Prop 65 Warning: Use of this product may result in exposure to wood dust, known to the State of California to cause cancer.

©2015 Louisiana-Pacific Corporation. All rights reserved. SFI is a registered trademark of Sustainable Forestry Initiative, Inc. SmartGuard is a registered trademark of Louisiana-Pacific Corporation. All other trademarks are owned by Louisiana-Pacific Corporation. Specifications subject to change without notice.

LPZB0720 10/15