



**AFCO**  
Columns and Railings

ALUMINUM AFCO-RAIL



STRUCTURE  
&  
STYLE



# ALUMINUM AFco-RAIL

## AVAILABLE IN SEVEN BEAUTIFUL FINISHES **THAT NEVER NEED REPAINTING**

### GLOSS

WHITE

CLAY

WICKER

### TEXTURED

WHITE

BLACK

BRONZE

BROWN

“Carefree” is the goal of your outdoor living space. Aluminum AFco-Rail can help you meet your “carefree” goal with a virtually maintenance-free product that comes with a limited lifetime structural warranty.

The robust Aluminum AFco-Rail system is made of extruded aluminum that will never rust and exceeds IBC and IRC requirements to provide the *Structure* you need.

With seven durable, AAMA-2604 powder-coat paint finishes available for all its unique series, Aluminum AFco-Rail can give your space the *Style* you want.



# SERIES 100



Traditional rail styling with the strength and durability of aluminum



Traditional “breadloaf” shaped top rail design provides a more robust aesthetic than other metal rail systems.

Infill options include round and square balusters that can be color differentiated from the rails.

Factory installed baluster connectors and unique bracket designs make installation a breeze.

## SERIES 100

### Style Options



#### Level



#### Fixed Stair

Accommodates 32 to 36 degrees, includes rails, balusters and brackets



#### Adjustable Stair

Baluster mount toggles and pivoting brackets accommodate 0 to 38 degrees

Style	Length			Height		Baluster Style	
	4'	6'	8'10'	36"	42"	Square	Round
Level	•	•	•	•	•	•	•
Fixed Stair	•	•	•	•	•	•	•
Adjustable Stair	•	•	•	•	•	•	•

# SERIES 110



**The designed solution for screen enclosed outdoor living.**

Features same angular profile for top and bottom rail.

Allows for a flush mount of the rail against a screen panel.

## SERIES 110


### Style Options



Level

Style	Length	Height	Baluster Style
Level	4' 6' 8' 10'	36" 42"	Square Round

# SERIES 125



**Three rail design provides distinctive style to your outdoor space.**

Features a third mid-rail just below the top rail.

Allows for different configurations of the short balusters between the top and the mid-rail.

## SERIES 125

### Style Options



Level



**Fixed Stair**

Accommodates 32 to 36 degrees, includes rails, balusters and brackets

### Configurations



Style A



Style B



Style C



Style D

Style	Length	Height	Baluster Style
Level	4' 6' 8' 10'	36" 42"	Square Round
Fixed Stair	• • •	• •	• •

# SERIES 200



Flat top design is perfect for resting a cool drink on a warm day.

# SERIES 200



Unique top rail profile can accommodate a deck board, wood or composite, mounted on top to draw the color of the decking into the rail.

Series 200 can be used as is for a low profile look.

Flat surface is perfect for decorating or entertaining on your deck.

## SERIES 200

### Style Options



Level



Fixed Stair

Accommodates 32 to 36 degrees, includes rails, balusters and brackets

Style	Length			Height		Baluster Style	
	4'	6'	8'10"	36"	42"	Square	Round
Level	*	*	*	*	*	*	*
Fixed Stair	*	*	*	*	*	*	*

Series 225 configurations also available.

# SERIES 300

# SERIES 300



Tension fit baluster connection ideal for commercial-grade projects.

### NEW PRODUCT Tension Fit Balusters

Rail internal fins provide tension against the baluster.



Square balusters snap into top and bottom rail for a solid tension fit.

Traditional “breadloaf” shaped top rail design provides a more robust aesthetic than other metal rail systems.

Speed of assembly, the ease of stair angle accommodation and the unprecedented strength make the Series 300 the perfect rail for both commercial and residential projects.

## SERIES 300

### Style Options



Level



Stair

Pivoting balusters and brackets accommodate 0 to 40 degrees

Style	Length				Height		Baluster Style	
	4'	6'	8'	10'	36"	42"	Square	Round
Level	•	•	•	•	•	•	•	•
Stair	•	•	•		•	•	•	

# BRACKETRY



For your unique outdoor space, Aluminum AFCO-Rail has unique Bracket solutions.

Beyond standard configurations, Aluminum AFCO-Rail offers pre-cut angled brackets in common mounting angles, as well as the 4" Site Cut Bracket and Horizontal Angle Pivots for more unique needs.

Round Column Bracket Adaptors allow you to attach any Aluminum AFCO-Rail Series to common-sized AFCO Round Fluted Aluminum Columns or AFCO Pro-Cast Round Smooth Tapered Fiberglass Columns.

## BRACKETS

### Level Brackets

Level



22.5° and 45°\*



Horizontal Pivot 0°-45°



### Stair Brackets

Fixed 32°-36°



Adjustable 0°-40°



### Wall Return Brackets



### Site Cut Bracket\*



#### Bracket Styles

Rail Series	Level	45°*	22-1/2°	4" Site Cut*	Horizontal Angle Pivots	Wall Return	Fixed Stair	Adjustable Stair
100	•	•	•	•	•	•	•	•
110	•							
125	•	•	•	•	•	•	•	
200	•	•	•	•	•	•	•	
225	•	•	•	•	•	•	•	
300	•	•	•	•	•	•	•	•

## COLUMN

### Round Column Bracket Adaptors

Smooth Fiberglass  
8" and 10"



Fluted Aluminum  
6", 8" and 10"



Round Column Style	Bracket Adaptors		
	6	8	10
Smooth Fiberglass	•	•	•
Fluted Aluminum	•	•	•

# POSTS

Various aesthetic styles and mounting configurations available.

Post-to-Post products offer a traditional style in which the top rail runs directly into the face of the post.

Over-the-Post products feature top rail bracketry mounted to the top of the post, giving the appearance of a continuous top rail run.

All Aluminum AFCO-Rail posts are surface mounting; either on the flooring surface, or, with the Fascia Mount Post, on the outer face of the deck or porch.

The 6" Newell Post can give your outdoor space a more grand appearance. It can either sleeve over a 4" X 4" wood post or be surface mounted using AFCO's uniquely designed brackets.

## POST-TO-POST INSTALLATION

### Surface Mount

3" 3" Wall Plate 4" 6" Smooth 6" Fluted Ramp



### Fascia Mount

3"

Post Width	Post Style	Post Height					Optional Post Mount Plate
		38"	40"	44"	46"	54"	
3"	Surface Mount	•	•	•			•
	Ramp	•	•				•
	Fascia Mount	•	•				•
	Wall Plate	•	•				•
4"	Surface Mount	•	•	•	•		•
6"	Newell Post		•	•			

## OVER-TO-POST INSTALLATION

### Surface Mount

Line 45° 90° End Fixed Stair



### Fascia Mount

Line Fixed Stair



Post Width	Rail Height	Surface Mount					Fascia Mount		Optional Post Mount Plate
		Line	90°	45°	End	Fixed Stair	Line	Fixed Stair	
1-7/8"	36"	•	•	•	•	•	•	•	•
3"	42"	•	•	•	•				•



# GATES

For secure access onto your deck, Aluminum AFCO-Rail has a gate to fit any requirement



### Fixed Gate

Our all-aluminum, welded fixed gate comes pre-assembled in common gate sizes.

Baluster Style	Gate Size (Width x Height)			
	36" x 36"	36" x 42"	42" x 36"	42" x 42"
Round	•	•	•	•
Square	•	•	•	•



### Adjustable Gate

Do you require a custom width? Pair this kit with a section of Series 100, 125 or 300 level rail.

### ALSO AVAILABLE Optional Accessories

- Spring-loaded, self-closing hinges
- Keyed gate latch
- Top pull safety latch (not shown)



# AFCO-RAIL BALUSTERS

AFCO-Rail Balusters provide appeal and durability to your mixed-material rail designs.

### Balusters

- Available in 3/4" Round or Square
- Black Tex, Brown Tex or Bronze Tex finish



Baluster Style	Baluster Length		Baluster Connectors	
	26"	32"	Level	Stair
Round	•	•	•	•
Square	•	•	•	•

### Round Baluster Connector



Level

Stair

### Square Baluster Connector



Level

Stair

### QuickTrac:

This exclusive mounting strip saves time two ways:

- Faster installation - pre-drilled for code compliant baluster spacing, there's no need to measure and mark every baluster position
- QuickTrac edge creates a clean cut line when staining or sealing wood rails, rather than having to get in between each baluster



QuickTrac Rail Style	Rail Length		Rail Height & Length			
	72"	96"	36" x 72"	42" x 72"	36" x 96"	42" x 96"
Level	•	•	•	•	•	•
Stair			•	•	•	•

# ADA-COMPLIANT HANDRAIL



## A secure grasp for any walkway.

1-1/2" extruded aluminum tubular secondary handrail







Meets Type I Graspability requirements.

Runs parallel to any AFco-Rail system.

Various components to meet any mounting configuration need.

Internal connector joins components together.

Available in all seven Aluminum AFco-Rail finishes.

Handrail	Mounting Brackets	Additional Components
		
Level Rail	Bracket	Plug
<b>Lengths</b> 6" 8" 10"	<b>On-Center Spacing</b> 2-1/4" 2-1/2" 3"	
		Rail Connector
<b>Elbows</b>		
5° Elbow 32° Elbow 90° Elbow		Return
<b>Elbow Angles</b> 5° 30° 32° 34° 38° 90°		
		D-Loop

## Aesthetically coordinates the support posts under your deck with the railing on top of it.

Similar to AFco Aluminum Columns, Deck Post Wraps use extruded aluminum interlocking panels to wrap the structural posts under your deck.

Includes a split cap and base trim for a finished look.

Available in all seven Aluminum AFco-Rail finishes.

Deck Post Wrap	Length	Support Wrapping*	
		Largest Round Support	Largest Square Support
Width Nominal	8' 9' 10' 12'		
6"	• • • •	5"	4-1/2"
8"	• • • •	6"	5-1/2"

\*The largest size of existing support post that the Deck Post Wrap will wrap around.



Before

After

# DECK POST WRAPS



One of the most respected names in the building materials industry since 1946, AFCO Industries operates four US manufacturing facilities specializing in Aluminum, Fiberglass and Vinyl production. AFCO, a 100% Employee-Owned ESOP corporation, is the only vertically integrated manufacturer of Aluminum and Fiberglass Columns and Railing systems in the country, as well as being an OEM producer. Trust AFCO's 70 years of American manufacturing experience for your project's column and railing needs.

 [pinterest.com/AFCOColsRails](https://pinterest.com/AFCOColsRails)

 [fb.com/AFCOColsRails](https://fb.com/AFCOColsRails)

 [@AFCOColsrails](https://twitter.com/AFCOColsrails)

PROUDLY  
AMERICAN  
★ MADE ★